



LITTLE ROCK MUNICIPAL AIRPORT COMMISSION MEETING

April 21, 2026

Tiffany Mays O'Guinn, Chairwoman
Harold Betton, M.D., Vice Chair/Treasurer
Bob Edwards, Secretary
Jill Floyd, Commissioner
Patrick Schueck, Commissioner
Steve Ronnel, Commissioner



BILL AND HILLARY
CLINTON
NATIONAL AIRPORT

LITTLE ROCK MUNICIPAL AIRPORT COMMISSION
COMMISSION MEETING AGENDA
April 21, 2026

CALL THE MEETING TO ORDER

APPROVAL OF THE MINUTES

- ➔ Minutes of March 17, 2026 Commission Meeting

APPROVAL OF CONSENT AGENDA

Discussion of Consent Agenda and Identify Any Items to be Pulled

- ➔ Approval of Consent Agenda
- ➔ Discussion/Approval of Any Pulled Items

COMMISSION ACTION ITEMS

- ➔ CA-26-04-1 Lease Amendment Greg Garner

CHAIRWOMAN'S REPORT Tiffany O'Guinn

EXECUTIVE DIRECTOR'S REPORT Suzanne Peyton

EMPLOYEE SPOTLIGHT

Operations Danny York
Spencer Ware

STAFF REPORTS

Financials Laura Long
Strategic Communications Heather Kenrick
Spring Break Parking Report Matt Horton

ATTORNEYS' REPORTS

Rose Law Firm Amber Bagley
Wright, Lindsey & Jennings Jane Kim

NEW BUSINESS

PUBLIC COMMENT

ADJOURNMENT – NEXT MEETING DATES

LITTLE ROCK MUNICIPAL AIRPORT COMMISSION
MEETING MINUTES
March 17, 2026

The Little Rock Municipal Airport Commission met in regular session in the Commission Meeting Room, Bill and Hillary Clinton National Airport, Little Rock, Arkansas, at 8:30 a.m. on March 17, 2026. The following members of the Commission were present:

Messrs. Harold Betton, Patrick Schueck, Bob Edwards, Steve Ronnel and Mme. Jill Floyd.

Also attending were Messrs. David Tipton, David Finnie, Greg Garner, Mark Williams, Shane Carter, Justin Jones, Randy Ellison, Shaun Cookson, and Mmes. Amber Bagley, Suzanne Peyton, Jane Kim, Jennifer Miller and Laura Long.

The meeting was recorded and is on file in the office of the Executive Director, where any qualified person may examine it.

The Commission's official actions were as follows:

Acting Chairman Betton called the meeting to order at 8:31 a.m. and confirmed the presence of a quorum

APPROVAL OF THE MINUTES

Acting Chairman Betton requested approval of the February 17, 2026 Commission Meeting minutes. On a motion by Commissioner Floyd, seconded by Commissioner Ronnel, the Commission unanimously approved the minutes.

APPROVAL OF THE CONSENT AGENDA

Acting Chairman Betton requested approval of the consent agenda. On a motion by Commissioner Floyd, seconded by Commissioner Schueck, the consent agenda was unanimously approved.

CHAIRWOMAN'S REPORT

Acting Chairman Betton stated Chairman O'Guinn was out of town but wanted to report that the workshop last month was good. There are more plans for future workshops.

EMPLOYEE SPOTLIGHT – SOAR WINNERS

Mr. Mark Williams stated the SOAR winners for the quarter were as follows: James Jones, Renice Forte, and Maya Soman. Commissioner Schueck noted that things like this are the best sign for a positive and growing culture within the organization.

EMPLOYEE SPOTLIGHT – CUSTODIAL DEPARTMENT

Ms. Brandi Smith and Donnell Morrison reported on the custodial services at the airport. They emphasized the importance of cleanliness in creating a positive first impression for passengers. The custodial staff includes two supervisors, 45 employees, and several long-tenured employees.

FINANCIAL INSIGHTS

Mr. David Tipton presented an overview of the airport's financial trends and data, comparing it to peer airports. He noted the Airport derives about a third of its operating revenues from landing fees and terminal rents, while typical small hubs derive about 44%. The strength of non-operating revenues, such as terminal rents and property agreements, helps mitigate the impact of passenger growth.

FINANCIAL REPORT – FEBRUARY 2026

Mr. Reeves noted the following regarding the monthly Statement of Revenues, Expenses and Changes in Net Position:

- Total Operating Revenues for the month were approximately \$3.6 million, up almost \$182,000 from last year.
- Total Operating Expenses for the month were approximately \$2.4 million, about \$76,000 more than last year.
- Results from Operations before Depreciation were \$1.2 million more than last year by about \$106,000.
- Results from Operations for the month were approximately (\$678,000), which was better than last year by about \$31,000.
- The month's non-operating activities were approximately \$1 million, less than last year by about \$58,000.
- Change in Net Position for the month was approximately \$339,000, less than last year by approximately \$27,000.

In the year-to-date Statement of Revenues, Expenses and Changes in Net Position, Mr. Reeves noted the following:

- Total Operating Revenues for the year were approximately \$7.3, roughly \$340,000 more than last year.
- Total operating expenses for the year were approximately \$5.1 million, roughly \$210,000 more than last year.
- Results from Operations before Depreciation were about \$2.2 million, more than last year by roughly \$131,000.
- Results from Operations were (\$1.7 million), which was less than last year by about \$19,000.
- Non-operating activities were \$1.7 million, less than last year by approximately \$747,000.

- Change in Net Position for the year at \$37,000 was less than last year by about \$766,000.

EXECUTIVE DIRECTOR'S REPORT

Ms. Peyton stated David Tipton has been officially named Deputy Executive Director. Shane Carter's title has changed to Director of External Affairs and Strategic Initiatives. Laura Long has agreed to serve as our interim Director of Finance.

Ms. Peyton reported on the annual chili cookoff, landside town hall meeting, TSA relief efforts, and the Little Rock Marathon.

Ms. Peyton gave an update on the following professional development opportunities:

Grant Assurance Training
AAAE Goal Diggers
LR Chamber's Young Professionals
UA Pulaski Tech Workforce Development
Commissioner Orientation

Ms. Peyton noted the total passenger traffic for February was 153,016, reflecting a 5.72% increase from the same month last year. Year-to-date traffic was 297,502, a .42% decrease from last year. Staff prepared for spring break travel the week of March 22 and coordinated with our tenants.

Ms. Peyton stated Frontier is adding nonstop service to Orlando on March 15, 19 and 22, and Southwest will introduce seasonal summer service there beginning June 6. On Thursday, March 5, we celebrated the launch of new, twice-daily nonstop service from LIT to Nashville (BNA) on Southwest Airlines.

In addition, Ms. Peyton noted Pulaski Technical College has exercised its right to terminate the Ground Lease and Operating Agreement in place with the Little Rock Municipal Airport Commission approximately 20 months before the Lease was scheduled to expire on November 23, 2027.

Ms. Peyton reported on February 25, our FAA Southwest Region Airport Districts Office program manager, Kathy Franklin, and engineering specialist Ronson Fox visited the airport to review current grant projects and discuss funding for upcoming projects.

Lastly, Ms. Peyton stated from March 3-5, 2026, the FAA conducted its annual Part 139 Airport Certification Inspection of the airport. The inspection resulted in only two minor discrepancies, both related to documentation. Overall, the inspection confirmed the

airport continues to maintain strong compliance with federal safety standards, and staff are already addressing the noted items as part of normal operational improvements.

The Department Reports were included in the packet but not presented at the meeting.

ATTORNEYS' REPORTS

Rose Law Firm

Ms. Bagley stated they participated in the orientation training for Commissioner Ronnel. She stated the rest of her report was in the packet.

Wright, Lindsey & Jennings

Ms. Kim stated her report was in the packet.

ADJOURNMENT

Commissioner Schueck made a motion to adjourn the meeting and Commissioner Edwards seconded the motion. The meeting was adjourned at 8:56 a.m.

Tiffany O'Guinn, Chairwoman

Bob Edwards, Secretary

Little Rock Municipal Airport Commission

Consent Agenda

April 21, 2026

Finance Committee

Item Number	Name of Agenda Item	Description of Agenda Item
F-26-04-1	Committee Meeting Minutes - Finance Committee	The Finance Committee requests approval of the March 12, 2026, Finance Committee Meeting minutes.

Lease/Consultant Selection Committee

Item Number	Name of Agenda Item	Description of Agenda Item
L-26-04-1	Committee Meeting Minutes - Lease Committee	The Lease Committee requests approval of the March 12, 2026, Lease Committee Meeting minutes.
L-26-04-2	Property Lease Amendment	The Lease Committee recommends Commission approval for the Executive Director, or their designee, to execute Amendment No. 3 to the Lease Agreement for the U.S. Customs space ("Customs") in the North Air Cargo Building.
L-26-04-3	Contract Award Recommendation	The Lease Committee recommends Commission approval for the Executive Director, or their designee, to award a contract to Wiese USA, Inc. for Baggage Make-up High Speed Roll-Up Doors and to further authorize the Executive Director to execute all ancillary documents necessary to implement and administer the contract.
L-26-04-4	Contract Award Recommendation	The Lease Committee recommends Commission approval for the Executive Director, or their designee, to award a contract to Florida Transportation Systems, Inc. to purchase two (2) 2026 Shuttle Buses, and to further authorize the Executive Director to execute all ancillary documents necessary to place the buses into service.

Little Rock Municipal Airport Commission

Consent Agenda

April 21, 2026

Lease/Consultant Selection Committee

Item Number	Name of Agenda Item	Description of Agenda Item
L-26-04-5	Construction Contract Award Recommendation	The Lease Committee recommends Commission approval for the Executive Director, or their designee, to award the Airport Business Park (ABP) Hangar 200 North Drainage Improvements construction contract for the amount of \$192,940.89 to the lowest responsible bidder, Delta Specialty Contractors, and authorize the Executive Director, or their designee, to execute associated contract documents for the construction of the work for a maximum contract total not to exceed \$212,235.00 which includes a ten (10) percent project contingency.
L-26-04-6	Construction Contract Award Recommendation	The Lease Committee recommends Commission approval for the Executive Director, or their designee, to award the Residential Demolition contract for the amount of \$76,305.00 to the lowest responsible bidder, Swayze, LLC and authorize the Executive Director, or their designee, to execute a construction contract and any associated documents for the demolition and site stabilization work for a maximum contract total not to exceed \$83,935.00 which includes a ten (10) percent project contingency.
L-26-04-7	Contract Amendment – Work Authorization #8 – Modification No. 1	The Lease Committee recommends Commission approval for the Executive Director, or their designee, to execute the appropriate contract documents with HNTB Corporation for Modification-1 to Work Authorization (WA) #8 for the BHS Control System Replacement Design and Advisory Services contract for the professional services as described below for all labor and expenses not to exceed the amount of \$66,582.00, and increase the total approved contract amount to \$374,843.00, which includes a 10% contingency.

Little Rock Municipal Airport Commission

Consent Agenda

April 21, 2026

Adopted by Commission on April 21, 2026

Tiffany O'Guinn, Chairwoman

Bob Edwards, Commission Secretary

LITTLE ROCK MUNICIPAL AIRPORT COMMISSION
FINANCE COMMITTEE MEETING MINUTES
MARCH 12, 2026

The Finance Committee met in the Commission Meeting Room, Bill and Hillary Clinton National Airport, Little Rock, Arkansas at 12:00 p.m. on the 12th day of March 2026. The following members of the Little Rock Municipal Airport Commission were present (committee members are noted (M)): Messrs. Dr. Harold Betton (M), Patrick Schueck (M), and Mme. Tiffany O'Guinn (M).

Also attending were Mme. Suzanne Peyton, Jennifer Miller, Laura Long, and Amber Bagley, and Messrs. David Tipton, Randy Ellison, David Finnie, Shaun Cookson, Shane Carter, Jason Gray, Matt Horton, and Brad Reeves, and others as registered.

The official actions of the Committee were as follows:

The meeting was called to order at 12:00 p.m. by Commissioner Betton who indicated a quorum was present.

The first item on the agenda was the approval of minutes from the October 17, 2024, Finance Committee meeting; item F-26-03-1. On a motion by Commissioner Schueck, seconded by Commissioner O'Guinn, the October 2024 minutes were approved.

The next item on the agenda was a Finance Committee Overview of responsibilities communicated by Amber Bagley as present Airport Counsel. The bylaws outline the standing committees which include the Finance Committee. The bylaws state the scope of the Finance Committee is to review and provide any necessary comments to the full Commission related to the annual budget, program expenditures, and review the monthly financials. Comments may include any budget adjustments and any other matters delegated by the Executive Director or the Chair. The Committee also has the responsibility to review and make recommendations regarding the defined benefit plan and act as a Trustee to the plan when appropriate. Items approved by the Finance Committee will proceed to the Commission Meeting and be presented as consent agenda items. Monthly Financials are not voted on in the Committee Meetings or the Commission Meetings. The Annual Audited Financial Reports are approved by vote when presented.

The next item on the agenda was the review of the February 2026 Financials, I-26-03-1. Mr. Reeves presented the February 2026 Financials. He noted the following in regard to the Statements of Financial Position:

- Current Assets for the month ending February 28, 2026, were approximately \$86.1 million.
- Total Assets and Deferred Outflows of Resources were approximately \$521.6 million.
- Total Current Liabilities were approximately \$3.5 million.
- Total Net Position was \$518.1 million.
- Total Liabilities and Net Position for the month ending February 28, 2026, was approximately \$521.6 million.

LITTLE ROCK MUNICIPAL AIRPORT COMMISSION
FINANCE COMMITTEE MEETING MINUTES
MARCH 12, 2026

He then noted the following in regard to the monthly Statement of Revenues, Expenses, and Changes in Net Position:

- Total Operating Revenues for the month were approximately \$3.6 million which was more than last year by about \$182,000.
- Total Operating Expenses for the month were approximately \$2.4 million which was more than last year by about \$76,000.
- Results from Operations before Depreciation was \$1.2 million which was more than last year by about \$106,000.
- Results from Operations were about (\$678,000) which was an improvement over last year by about \$31,000.
- Non-operating activities for the month were approximately \$1 million which was less than last year by about \$58,000.
- Change in Net Position for the month was approximately \$339,000 which was less than last year by approximately \$27,000.

Mr. Reeves detailed the following revenue items for February 2026:

- Aviation Revenues at \$1.3 million which were more than last year by about \$29,000.
- Concession Revenues at \$1.6 million which were more than last year by approximately \$79,000.
- Airport Rentals at \$609,000 which were more than last year by approximately \$84,000.
- Aviation Services at \$45,000 which were less than last year by approximately \$6,000.
- Miscellaneous Revenues at \$17,000 which were less than last year by \$4,000.

Mr. Reeves detailed the following expense items for February 2026:

- Salaries & Benefits at \$1.3 million which was more than last year by about \$12,000.
- Professional / Contracted Services at \$537,000 which was less than last year by about \$102,000.
- Materials / Supplies / Maintenance at \$176,000 which was more than last year by approximately \$127,000.
- Other Operating Expenses at \$334,000 which was more than last year by \$39,000.

Proceeding to the year-to-date Statement of Revenues, Expenses, and Changes in Net Position, Mr. Reeves noted the following:

- Total Operating Revenues for the year were approximately \$7.3 million which was more than last year by approximately \$341,000.
- Total Operating Expenses for the year were approximately \$5.1 million which was more than last year by approximately \$210,000.
- Results from Operations before Depreciation was about \$2.2 million which was more than last year by roughly \$131,000.
- Results from Operations was (\$1.6) million which was less than last year by about \$19,000.

LITTLE ROCK MUNICIPAL AIRPORT COMMISSION
FINANCE COMMITTEE MEETING MINUTES
MARCH 12, 2026

- Non-operating activities were \$1.7 million which was less than last year by approximately \$747,000.
- Change in Net Position for the year at \$37,000 was less than last year by about \$766,000.

Mr. Reeves detailed the following year-to-date revenue items:

- Aviation Revenues at \$2.6 million which were more than last year by about \$105,000.
- Concession Revenues at \$3.3 million which were more than last year by approximately \$109,000.
- Airport Rentals at \$1.2 million which were more than last year by approximately \$181,000.
- Aviation Services at \$97,000 which were less than last year by approximately \$5,000.
- Miscellaneous Revenues at \$35,000 which was less than last year by approximately \$49,000.

Mr. Reeves detailed the following expense items for the year:

- Salaries & Benefits at \$3.1 million which was more than last year by about \$147,000.
- Professional / Contracted Services at \$1 million which were less than last year by approximately \$87,000.
- Materials / Supplies / Maintenance at \$260,000 which were more than last year by approximately \$123,000.
- Other Operating Expenditures at \$666,000 which were more than last year by approximately \$27,000.

Additional financial information presented to the Committee included:

- Retirement Plan Balances
- Capital Purchases
- Current Accounts Receivable

The meeting was adjourned at 12:12 p.m. on a motion by Commissioner Schueck, seconded by Commissioner O'Guinn.

Dr. Harold Betton, Finance Committee Chairman

Suzanne Peyton, Executive Director

Laura Long, Interim Director - Finance

Little Rock Municipal Airport Commission
Lease/Consultant Selection Committee Meeting Minutes
March 12, 2026

The Lease/Consultant Selection Committee met in the Commission Meeting Room, One Airport Road, Little Rock, Arkansas at 12:00 p.m. on the 12th day of March 2026. The following members of the Commission were present:

Ms. Tiffany O'Guinn, Ms. Jill Floyd (M), Steve Ronnel (M), Patrick Schueck, Dr. Harold Betton, Committee members are noted (M).

Also attending were Mmes. Suzanne Peyton, Laura Long, Jennifer Miller and Amber Bagley, and Messrs. David Tipton, Greg Garner, Randy Ellison, Shane Carter, Jason Gray, Brad Reeves and David Finnie and others as registered.

The official actions of the Committee were as follows:

The meeting was called to order at 12:18 p.m. by Commissioner Floyd.

The first item on the agenda was the approval of minutes from the December 12, 2024, Lease/Consultant Selection Committee meeting, item **L-24-12-1**. On a motion by Commissioner Ronnel, seconded by Commissioner Floyd, the December 2024 Committee minutes were unanimously approved.

The second item on the agenda was the approval of **L-26-03-2** Contract No. 26021 Cab Front Mowers and Accessories. Staff recommends the Commission authorize the Executive Director, or their designee, to award a contract to Greenway Equipment and M-B Companies, Inc. to purchase two (2) Cab Front Mowers and Related Accessories, and to further authorize the Executive Director to execute all ancillary documents necessary to place the equipment into service.

Under Capital Item # 269011, the Commission approved \$120,000 in the 2026 Budget for the acquisition of two (2) cab front deck mowers, including two (2) 72-inch mowing deck attachments and two (2) snow blower attachments. After further evaluation, Facilities believes rotary brooms would provide greater operational value than snow blowers for landside snow removal. The current lead time is 12 weeks for the new mowers and mower decks, and 20 weeks for the rotary brooms.

Airfield Maintenance staff utilize zero-turn mowers for approximately nine (9) months each year to maintain landscaped turf areas and provide a finished-cut appearance in highly visible locations around the airport. These areas include sections along Airport Road, airport-owned properties such as the Airport Business Park and Cell Phone Lot, and turf areas between the roadway and perimeter fence where visibility and appearance are important.

The airport currently operates a fleet of ten (10) zero-turn mowers used for both landside and airside maintenance. These units are utilized around runway and taxiway edge lights, airfield signage, safety areas, ramp areas, and other small or confined turf areas where larger mowing equipment is not practical.

The proposed purchase of two (2) John Deere 1575 TerrainCut™ multi-use units, equipped with 72-inch mowing decks, will replace two (2) 2012 Kubota zero-turn mowers with 54-inch decks that are currently out of service and require engine replacement.

The John Deere 1575 TerrainCut™ is a commercial-grade, heavy-duty mower designed for large-scale, high-intensity turf maintenance. Unlike standard commercial zero-turn mowers, which are typically intended for residential or lighter commercial use, the TerrainCut™ features a heavy-duty frame and industrial-strength components suited for demanding operating conditions. The expected service life of the TerrainCut™ units is approximately eight (8) to ten (10) years, compared to approximately six (6) to eight (8) years for standard commercial zero-turn mowers.

The proposed units will also include enclosed operator cabs to improve operator comfort during summer months and extend usability during winter operations. When paired with M-B rotary broom attachments, these units will be used to clear snow and debris from high-traffic areas such as the terminal curb front and other landside surfaces during winter events.

During discussion, Commissioner Ronnel inquired whether Greenway Equipment had provided a quote for the rotary broom and deflector, or if M-B Companies, Inc. was selected based on a more competitive bid. Staff responded that M-B Companies is a well-established provider of snow and related attachments and submitted a quote approximately \$1,400 lower than the comparable John Deere option. Staff further confirmed that while Greenway Equipment does offer rotary brooms, M-B Companies provided the more competitive pricing.

Commissioner Ronnel also inquired about the total project cost relative to the approved budget when accounting for applicable sales tax. Staff indicated that the tax had not yet been calculated but acknowledged it may slightly increase the total cost. It was noted that discretionary flexibility exists within the capital budget to accommodate minor variances.

A motion was made by Commissioner Ronnel and seconded by Commissioner Floyd to approve Agenda Item **L-26-03-2** as presented. Upon a vote, the motion carried unanimously.

The third item on the agenda was the approval of **L-26-03-3** Contract No. 26024 Utility Tractor and Accessories. Staff recommends the Commission authorize the Executive Director, or their designee, to award a contract to **Greenway Equipment** to purchase a **Utility Tractor and Related Accessories**, and to further authorize the Executive Director to execute all ancillary documents necessary to properly place the equipment into service.

Airfield Maintenance staff currently maintain approximately 1,000 acres requiring rough-cut mowing on the airfield and along the airport perimeter for approximately nine (9) months each year. In addition, staff perform bush hogging on larger tracts of airport-owned property located adjacent to the airport, including parcels within surrounding neighborhoods.

The existing fleet consists of seven (7) utility tractors and seven (7) rotary cutters. These units support mowing operations during the growing season and are also utilized during winter operations, with each tractor equipped with either a snowplow or rotary broom for both airfield and landside snow removal.

The proposed purchase of one (1) John Deere 5120M tractor and one (1) 20-foot rotary mower will replace one (1) 2010 John Deere 5101E tractor and one (1) 2013 John Deere HX20 rotary mower, both of which are nearing the end of their service life.

The recommendation to remain with John Deere equipment is based on fleet commonality and operational efficiency. Standardizing equipment with a single manufacturer allows for shared parts inventory, consistent maintenance procedures, and operator familiarity across the fleet. This approach reduces training requirements, simplifies fleet management, and improves overall operational efficiency.

During discussion, Commissioner Ronnel inquired whether the asset disposition of the existing equipment would be handled as a buyback through Greenway Equipment. Staff responded that the equipment would not be part of a buyback program and would instead be disposed of through GovDeals, a contracted public auction service commonly used for surplus assets. Staff indicated that the equipment would be listed for auction once it is ready for disposal.

Commissioner Schueck further inquired whether the proposed equipment includes a backup camera for safety purposes. Staff indicated that they would confirm this detail but believed that the units are equipped accordingly.

During discussion, Commissioner Schueck stated that, moving forward, all mobile equipment procured by the Commission should include backup cameras as a safety requirement.

A motion was made by Commissioner Ronnel and seconded by Commissioner Floyd to approve the item as presented. Upon a vote, the motion carried unanimously.

The fourth item on the agenda was the approval of **L-26-03-4** Contract No. 25048 SMS-WO-Part 139 Software. Staff recommends that the Commission authorize the Executive Director, or their designee, to negotiate and enter into a three-year master agreement with one (1) optional three-year renewal, at the discretion of the Executive Director, with Aerosimple, LLC to provide a unified software solution for Safety Management System (SMS), Work Order and Asset Management System (WO) and Part 139/Part 1542 Operations Management, and to further authorize the Executive Director to execute all ancillary documents necessary to implement and administer the contract.

Staff reported that, in 2023, the Federal Aviation Administration (FAA) mandated that Part 139 airports implement a Safety Management System (SMS) program. As part of the implementation process, the airport conducted a gap analysis to assess current capabilities and identify areas requiring improvement. The analysis revealed deficiencies in existing software systems, particularly related to communication and overall functionality needed to support the SMS program.

Staff recommended modernizing and consolidating existing systems by replacing two (2) separate software platforms with a single, unified solution. The proposed software will enhance communication with tenants and airside users and better support the airport's operational and regulatory requirements under the SMS framework.

A motion was made by Commissioner Ronnel and seconded by Commissioner Floyd to approve Agenda Item L-26-03-4 as presented. Upon a vote, the motion carried unanimously.

The fifth item on the agenda was the approval of **L-26-03-5** Contract No. 25057 Taxiway Foxtrot Reconstruction Engineering Services.

Staff recommended that the Commission authorize the Executive Director, or their designee, to negotiate a contract with Garver, LLC to provide engineering services for the reconstruction of

Taxiway Foxtrot, and to execute all ancillary documents necessary to implement and administer the contract.

Staff provided background information, noting that Taxiway Foxtrot is the primary parallel taxiway adjacent to Runway 4L-22R. The pavement, constructed more than thirty (30) years ago, is currently rated in poor condition based on the airport's Pavement Condition Index (PCI) inspection conducted in Fall 2025. A recently completed Taxiway Charlie reconstruction project provides an alternate parallel route, enabling the airport to proceed with the reconstruction of Taxiway Foxtrot.

The project will include pavement reconstruction as well as associated lighting, signage, and drainage improvements to meet current FAA standards. Due to the anticipated scope and cost, the project will be implemented in multiple phases to align with available FAA funding. The FAA has identified approximately \$8 million in discretionary funding for the first phase of the project.

Staff emphasized the need to proceed expeditiously with consultant selection to allow for concept design, development of a phasing plan, and preparation of cost estimates. These items are required for discussion with the FAA in November, with Phase One design anticipated by Spring 2027 to support funding timelines.

It was further noted that these engineering services were not included in the most recent on-call contracts, necessitating separate procurement.

Staff reported that the Request for Qualifications (RFQ) was issued on December 19, 2025, and one (1) submission was received on January 29, 2026. The submission was evaluated by a review committee and determined to meet the qualifications required for award.

During discussion, the Commission confirmed that only one (1) submission was received. A question was raised regarding contingency planning and cost validation; staff noted that, due to the use of federal funds, an independent fee estimate will be completed as part of the process.

Commissioner Ronnel also inquired about potential impacts to air service during construction. Staff indicated that while Taxiway Foxtrot will be closed during reconstruction, the airport's dual-runway configuration will allow operations to continue. General aviation users may experience minor impacts, such as additional taxiing, but no significant disruption to commercial service is anticipated.

A motion was made by Commissioner Ronnel and seconded by Commissioner Floyd, to approve Agenda Item L-26-03-5 as presented. Upon a vote, the motion carried unanimously.

The sixth item was **L-26-03-6** CUP CM Amendment No. 4 – Replacement Parking Construction & Expansion (East Lot)

Staff recommended approval of Amendment No. 4 with Clark Con-Real CAN JV (Joint Venture) in the amount of \$24,990,658, including a 10% contingency, for construction of the East Lot parking expansion.

The project will offset the future loss of approximately 800 west-side parking spaces due to terminal expansion and support future demand. The East Lot will provide approximately 2,186 total spaces, including customer and employee parking, with flexibility between uses.

The project includes standard parking infrastructure, security features, shuttle service, and optional covered parking. Construction is estimated at 46 weeks.

During discussion, Commissioner Ronnel asked about net parking capacity and peak demand; staff confirmed that analyses support sufficient capacity. Commissioner Floyd inquired about traffic impacts; staff noted that increases are expected primarily during employee shift changes rather than peak flight times.

A motion was made by Commissioner Ronnel and seconded by Commissioner Floyd to approve the item L-26-03-6 as presented. The motion carried unanimously.

Following the vote, Commissioner O'Guinn inquired with legal counsel regarding the process for rescinding a previously approved action.

No new items were presented to the Committee.

The meeting was adjourned at 12:53 p.m. on a motion by Commissioner Ronnel, seconded by Commissioner Floyd.

Bob Edwards, Lease Committee Chair (2026)

Suzanne Peyton, Executive Director

David Finnie, Director – Infrastructure Development

Property Lease Amendment

April 16, 2026

Decision Summary

Department	Properties
Project / Contract No./Name	Lease Agreement
Vendor / Contractor	U.S. Customs
Total Authorization Requested	-Extend Lease Term to May 7, 2030 -Adjust rental rate to \$39,406.32/year as outlined below
Funding Source(s)	N/A

Action Requested

Staff recommends that the Commission authorize the Executive Director, or thier representative, to execute Amendment No. 3 to the Lease Agreement for the U.S. Customs space ("Customs") in the North Air Cargo Building.

Terms of Existing Lease:

Premises: North Cargo Building – 1,374 square feet rentable space.

Initial Term: Twelve (12) years

Rental: \$19.04 psfpa (\$26,155.07/year) comprised of a Shell Rental Rate of \$11.09 and an Operating Cost of \$7.95 psfpa. The Operating Cost is adjusted annually based upon changes in CPI.

Proposed Amendment:

- 1) Extend the Lease Term to provide for a new expiration date of May 7, 2030.
- 2) Provide for a rental of \$28.68 psfpa (\$39,406.32/year) comprised of a Shell Rental Rate of \$13.53 psfpa and an Operating Cost of \$15.15 psfpa.
- 3) Commission to provide janitorial service at a cost to Customs of \$800.00 per month. Included in operating cost.
- 4) All other terms and conditions remain unchanged.

Contract Award Recommendation

April 16, 2026

Decision Summary

Department	Facilities
Project / Contract No./Name	Contract 26018 Baggage Make-up High Speed Roll-Up Doors
Vendor / Contractor	Wiese USA, Inc. St. Louis, MO
Total Authorization Requested	\$246,606 exclusive of applicable taxes
Funding Source(s)	Airport funds – 2026 Capital Projects

Action Requested

Staff recommends the Commission authorize the Executive Director, or their designee, to award a contract to **Wiese USA, Inc. for Baggage Make-up High Speed Roll-Up Doors** and to further authorize the Executive Director to execute all ancillary documents necessary to implement and administer the contract.

Background

Under Capital Projects # 252800, the Commission approved \$450,000 in the 2026 Budget for the replacement of baggage make-up doors. In 2012, as part of the Terminal Redevelopment Project Phase 1, seven (7) Albany high speed doors were installed in the baggage make-up (BMU) building. These doors are critical to maintaining efficient baggage handling operations.

After more than a decade of heavy usage, the doors are past their useful life. There are no current Albany service representatives in the LIT area, and replacement parts for these doors are no longer readily available. , All the doors are recommended for replacement.

Proposed Scope of Work / Specifications

Disposal, replacement, installation, testing, and commissioning, of five (5) 25' x 9' and two (2) 18' x 9' rubber doors, with safety edge devices, motion detectors and an opening speed of not less than 36" per second. The work shall also include training for Airport staff on the operation and maintenance of the doors, and a one-year warranty, with anticipating ancillary documents to include a Service Agreement.

Project Schedule / Lead Time

Lead time: 6-7 weeks
Installation: 1-2 weeks

Procurement Summary

Florida Sheriffs Association Cooperative Purchasing Program

Contract FSA25-VEH23.0, Heavy Trucks and Buses

Contract Term: October 1, 2025 – September 30, 2027

Group: Buses: 14-25 Passenger Capacity Range, Van-Type Cutaway Chassis

Item: 8, Endera, B-Series,

Awardee: Florida Transportation Systems (Tampa, FL)

Asset Replacement / Disposition

Shuttle 509 - 2016 Ford E450 Shuttle Bus with 62,401 miles

Shuttle 510 - 2017 Ford E450 Shuttle Bus with 57,720 miles

Contract Award Recommendation

April 16, 2026

Decision Summary

Department	Landside Operations
Project / Contract No./Name	Contract 26028 Shuttle Buses
Vendor / Contractor	Florida Transportation Systems, Inc. Tampa, FL
Total Authorization Requested	\$247,724 exclusive of applicable taxes, title, registration, and licensing fees
Funding Source(s)	Airport funds – 2026 Capital Purchases

Action Requested

Staff recommends the Commission authorize the Executive Director, or their designee, to award a contract to **Florida Transportation Systems, Inc.** to purchase two (2) **2026 Shuttle Buses**, and to further authorize the Executive Director to execute all ancillary documents necessary to place the buses into service.

Background

Under Capital Purchases # 269002, the Commission approved \$285,000 in the 2026 Budget for the acquisition of two (2) gas powered shuttles. This purchase will replace two (2) of the oldest shuttles, thereby improving passenger experience, ensuring ADA compliance and reducing operational downtime caused by ongoing maintenance issues. The two shuttles proposed for replacement are currently 10 and 9 years old, and the interior and exterior finishes are worn and unsightly. Due to normal wear and tear, these vehicles now require frequent maintenance. This is especially noticeable during the summer months when air conditioning systems can fail. Several mechanical issues over the years have required repeated repairs, placing demand on Airfield Maintenance staff. This is partly due to the amount of time the shuttle is idling during the operation. Each shuttle averages an 8-hour workday and spends at least 4 hours idling, adding an additional 120 miles a day of wear and tear when the shuttle is in operation.

Proposed Scope of Work / Specifications

2026 Ford E350 Endera B Series Shuttle Bus, configured as a 23' 13-passenger shuttle bus with ADA package and 60" luggage rack.

Project Schedule / Lead Time

90-120 days

Procurement Summary

Florida Sheriffs Association Cooperative Purchasing Program

Contract FSA25-VEH23.0, Heavy Trucks and Buses

Contract Term: October 1, 2025 – September 30, 2027

Group: Buses: 14-25 Passenger Capacity Range, Van-Type Cutaway Chassis

Item: 8, Endera, B-Series,

Awardee: Florida Transportation Systems (Tampa, FL)

Asset Replacement / Disposition

Shuttle 509 - 2016 Ford E450 Shuttle Bus with 62,401 miles

Shuttle 510 - 2017 Ford E450 Shuttle Bus with 57,720 miles

Construction Contract Award Recommendation

April 16, 2026

Decision Summary

Department	Infrastructure Development
Project / Contract No./Name	Project No. 252500 / Airport Business Park B200 North Drainage Improvements
Vendor / Contractor	Delta Specialty Contractors
Total Authorization Requested	\$212,235.00
Funding Source(s)	Airport funds - 2026 Capital Projects Budget

Action Requested

Staff recommends the Commission authorize the Executive Director, or their designee, to award the **Airport Business Park (ABP) Hangar 200 North Drainage Improvements** construction contract for the amount of \$192,940.89 to the lowest responsible bidder, **Delta Specialty Contractors**, and authorize the Executive Director, or their designee, to execute associated contract documents for the construction of the work for a maximum contract total not to exceed \$212,235.00 which includes a ten (10) percent project contingency.

Background

The existing drainage conditions at the North side of ABP Hangar 200 have resulted in recurring ponding during rain events and localized washout conditions, particularly in the area that serves as the main entry walkway to the building for employees. Roof runoff from the existing gutter system currently discharges at the base of the building, where insufficient grading and drainage infrastructure allow water to accumulate and pond. Improvements were determined to be necessary to collect and redirect roof runoff away from building entrances and restore proper stormwater drainage to reduce safety risks and long-term maintenance impacts. Design documents were prepared by Garver under Work Authorization #26 to evaluate drainage deficiencies and develop a recommended solution addressing roof runoff discharge and grading conditions at the Hangar 200 North facility.

Proposed Scope of Work / Specifications

The proposed project includes drainage system upgrades intended to improve stormwater management, site performance, and employee access conditions at the Hangar 200 North facility.

Work includes:

- Installation of stormwater management channels to collect and divert roof runoff from existing downspouts into already established drainage paths

- Regrading of affected areas to improve surface drainage flow
- Removal and replacement of associated pavement and walkway areas as needed
- Site restoration and stabilization following construction activities

Project Schedule / Lead Time

Substantial Completion within 45 calendar days of Notice to Proceed, which will be issued at an agreed upon date following procurement of the materials and appropriate coordination of the work with the Tenant.

Procurement Summary

Following completion of design, the project was publicly advertised through the Airport's bidding portal. Three (3) bids were received, and all were deemed responsive. The Engineer and Staff have evaluated the bids and made the recommendations as noted above. Bids are listed below:

Capital Project Budget	Delta Specialty Contractors, LLC	Redstone Construction Group, Inc	Flynco, Inc
\$225,000.00	\$192,940.89	\$202,675.00	\$225,284.90

Asset Replacement / Disposition

Not Applicable

Construction Contract Award Recommendation

April 16, 2026

Decision Summary

Department	Infrastructure Development
Project / Contract No./Name	Project No. 240600 – Residential Demolition
Vendor / Contractor	Swayze, LLC
Total Authorization Requested	\$83,935.00
Funding Source(s)	Airport funds - 2026 Capital Projects Budget

Action Requested

Staff recommends the Commission authorize the Executive Director, or their designee, to award the **Residential Demolition** contract for the amount of \$76,305.00 to the lowest responsible bidder, **Swayze, LLC** and authorize the Executive Director, or their designee, to execute a construction contract and any associated documents for the demolition and site stabilization work for a maximum contract total not to exceed \$83,935.00 which includes a ten (10) percent project contingency.

Background

The Airport administers a voluntary property acquisition program in areas designated by the Commission. The program ensures compatible land use protections on critical areas adjacent to airport property. Over the past three (3) years the airport has acquired eight (8) residential properties under the program that contain existing structures. In accordance with the program and past practice, the Airport has contracted to demolish any improvements on those properties to eliminate any ongoing maintenance responsibilities and to reduce safety risks associated with vacant and aging structures. Removal of these buildings also supports long-term planning efforts to transition these areas to compatible land use.

Proposed Scope of Work / Specifications

The proposed project includes:

- Demolition of eight (8) single-family residential structures
- Removal of foundations, driveways, and any associated improvements
- Disconnection and capping of utilities in coordination with service providers
- Removal and lawful disposal of demolition debris
- Site grading and stabilization following demolition activities
- Securing all permits required for the Work.

Project Schedule / Lead Time

Substantial Completion within 60 calendar days of Notice to Proceed which will be issued at an agreed upon date following issuance of permits applicable to the work.

Procurement Summary

Following completion of design, the project was publicly advertised through the Airport's bidding portal. Eight (8) bids were received, and Seven (7) were deemed responsive. The Architect and Staff have evaluated the bids and made the recommendations as noted above. Top 3 bids are listed below:

Capital Projects Budget	Swayze, LLC	Burkhalter Technologies, Inc	ExWork Land Solutions
\$300,000.00	\$76,305.00	\$80,000.00	\$80,461.00

Asset Replacement / Disposition

Not Applicable

Contract Amendment – Work Authorization #8 – Modification No. 1 April 16, 2026

Decision Summary

Department	Infrastructure Development
Project / Contract No./Name	Project No. 250400 – Work Authorization #8 - Baggage Handling Systems (BHS) Control System Replacement Design and Advisory Services
Vendor / Contractor	HNTB Corporation
Total Authorization Requested	\$66,582.00
Funding Source(s)	Federal (Submitted for FY2026 ATP Competitive Funding Opportunity) and Airport Funds

Action Requested

Staff recommends the Commission authorize the Executive Director, or their designee, to execute the appropriate contract documents with **HNTB Corporation** for Modification-1 to Work Authorization (WA) #8 for the **BHS Control System Replacement Design and Advisory Services** contract for the professional services as described below for all labor and expenses not to exceed the amount of \$66,582.00, and increase the total approved contract amount to \$374,843.00, which includes a 10% contingency.

Background

On December 12, 2024 (L-24-12-4), the Commission approved the award of the contract for BHS Control System Replacement Design and Advisory Services to HNTB Corporation for professional services that included a complete assessment of the existing Outbound Baggage Handling System (BHS) that has been in service for over 12 years, with services specifically targeting a replacement of the existing BHS controls system and any related equipment which are out of date and no longer supported. Services included the needed planning, existing system assessment, capacity analysis, design, construction document preparation and development of the required procurement strategy to ensure selection of the most qualified, cost-effective solution and services provider given the complexity of the BHS system and its operational importance to the Airport.

As the scope of the original Work Authorization was nearing completion and the best procurement strategy for this complex scope of work was finalized, staff requested HNTB develop a modification to WA #8 to provide required procurement phase services. The details of those service are outlined below, but in general HNTB will act as the lead subject matter expert to assist the airport in preparing the Requests for Proposal (RFP) and evaluating the RFP

responses to ensure the airport is getting the best solution provider for such a critical systems project.

In addition to the procurement services being requested, HNTB has provided additional services to support the Airport’s submission of this BHS Upgrade project for the FY2026 ATP Competitive Funding Opportunity. Services included providing project narrative and justification information to align the NOFO guidelines and in evaluating opportunities, as requested by our FAA ADO Program Manager, on potential phasing of the project to maximize available funds. That application was submitted in January 2026 and we are still awaiting notice on whether the project will be awarded all or a portion of the requested funding.

A future modification to WA #8 will be brought to the Commission for Construction Observation and Administration phase services to align that scope of work with the selected Contractor and schedule for the implementation work.

Proposed Scope of Work / Specifications

The proposed WA #8 Modification-1 services include:

- Assist Airport staff with FAA FY2026 ATP Notice of Funding Opportunity competitive grant application
- Evaluate potential phasing opportunities for project based on FAA feedback on potential grant funds available through the FY2026 ATP NOFO.
- Develop and prepare the scope of work, minimum qualifications, and evaluation criteria for the Request for Proposal (RFP).
- Assist Procurement Department with the issuance of the RFP
- Attend and act as the Subject Matter Expert at the Pre-Response Meeting
- Receive, Coordinate and Respond to questions from proposers during the solicitation
- Coordinate, prepare and distribute addenda during the solicitation
- Assist with proposal evaluations and recommendations with staff
- Incorporate any required addenda or revisions from the solicitation process into the final issued for construction documents

Project Schedule / Lead Time

Mod-1 services include approx. 15 weeks of procurement support services as required to develop RFP documents, assist in administering the RFP process, participation as subject matter expert in the selection process and finalize construction documents.

Procurement Summary

	Original Fee	Mod #1	Mod #2	Revised Fee to Date
Work Authorization #8	\$274,184.00	\$66,582.00	Future	\$340,766.00

Asset Replacement / Disposition

Not Applicable



To: Airport Commissioners
From: Suzanne Peyton, PE, C.M.
Re: Executive Director's Report
Date: April 21, 2026

PEOPLE

Staff Development: Internally, we have focused on staff development through education and professional development opportunities, with staff presenting to the senior leadership team following training and conferences.

Staff Activities: Customer care celebrated St. Patrick's Day with a well-received passenger appreciation event.

April continued the focus on engagement with a staff appreciation event. Jackie Holland and Justin Jones organized an afternoon break featuring fresh Cabot strawberries and toppings, providing an opportunity for employees to connect and recharge.



Executive Director

April 2026 Commission Report

Human Resources conducted free on-site heart risk assessment screenings for employees on April 1-2. The screening checked blood pressure, blood sugar and cholesterol markers.

Recent/Upcoming Meetings or Events:

- Met with the Arkansas congressional delegation March 18-19 in Washington, D.C., to discuss issues affecting Clinton National Airport and airports nationwide, as well as upcoming infrastructure priorities.
- Presented an airport overview to approximately 60 business leaders at the Little Rock Regional Chamber of Commerce on April 6.
- Attended the American Association of Airport Executives (AAAE) Southeast Chapter Conference in Savannah, March 29-April 1. Sessions addressed key industry topics, including financial and operational resilience, passenger experience through innovation, emergency management, cybersecurity and artificial intelligence.
- Met with Hugh McDonald, Arkansas Secretary of Commerce, on April 7 to discuss airport operations and opportunities to support economic development
- Met with leadership of the Museum of Discovery on April 8 to explore potential collaborative opportunities.



PASSENGERS:

Passenger Totals: The spring travel season began with a strong Spring Break period. Overall passenger traffic increased 1.12% in March compared to March 2025, with year-to-date passenger totals up 0.16% over the same period last year.

Executive Director


April 2026 Commission Report

Air Service Workshop: As mentioned in the Chairwoman's report, following the May 19 Commission meeting, we will host an air service development workshop for Commissioners. The workshop will provide an overview of the airline industry, a review of our airline performance and a discussion of air service development strategies and opportunities. Margaret Muir, our air service development consultant with Mead & Hunt, will participate, along with an airline network planner.

Additionally, we have been actively engaged over the past month, meeting with seven airlines and working with our consultant to update key data, including passenger demand and destination analyses. These efforts will support the development of a strategic air service plan, which will be presented in the coming months.

FACILITIES:

New Carpet Installation: Staff has completed carpet replacement in the hold rooms for gates 1-6 and are continuing overnight work in the remaining gate hold areas and the downstairs baggage claim area. Carpet replacement is underway in baggage claim.

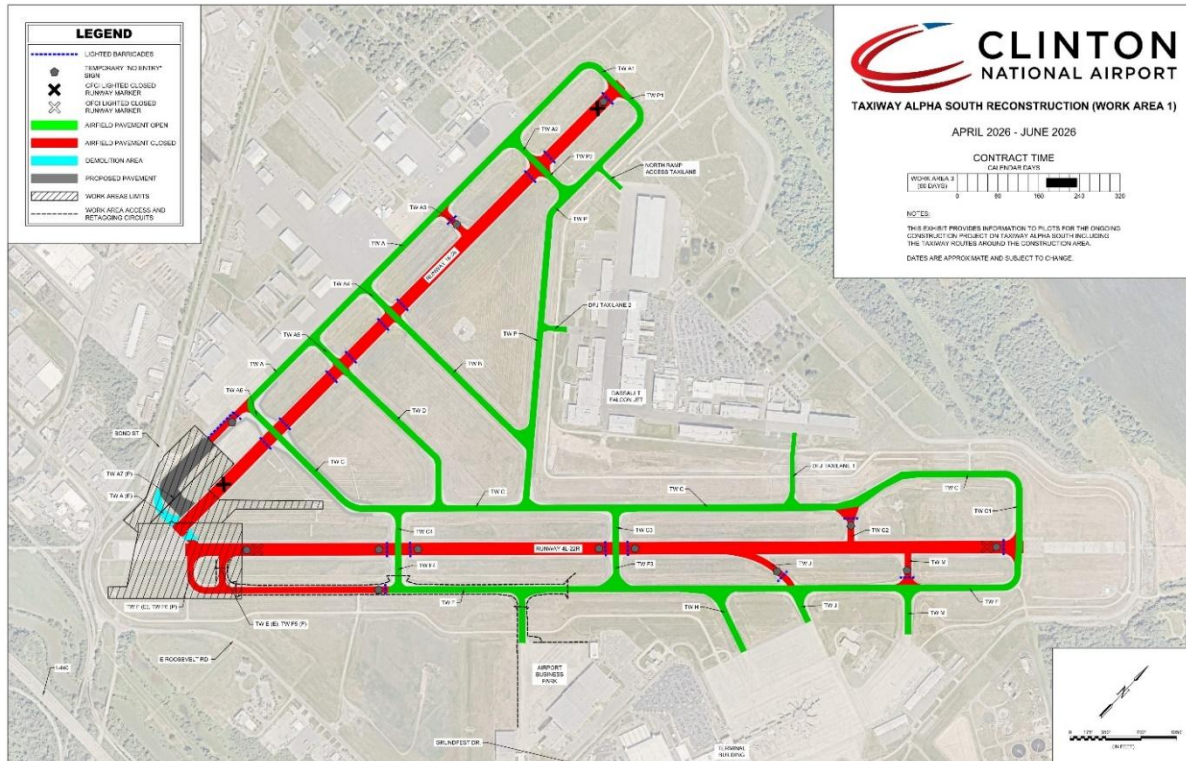


Executive Director

April 2026 Commission Report

Master Plan Selection: Statements of Qualifications for the upcoming airport master plan update have been received and are currently under staff evaluation. We anticipate presenting a recommended firm for approval at the May meeting.

Construction Update: Runways 4L-22R and 18-36 are currently closed to accommodate runway safety area work as part of the Taxiway Alpha South project. Runway 4L-22R is expected to reopen in mid-June. During the closure, LIT Facilities and FAA Tech Ops are utilizing the time to complete maintenance and upgrade activities.



FINANCES:

Financial Fraud Prevention: On March 23, First Security Bank led a Financial Fraud Prevention meeting for members of the procurement, finance and cybersecurity teams. The session identified common fraud threats encountered by the bank and provided guidance on how the airport can more proactively recognize these threats and better secure our financial assets.

BILL AND HILLARY CLINTON NATIONAL AIRPORT
STATEMENTS OF FINANCIAL POSITION
(unaudited)
March 31, 2026 and 2025

	2026	2025
Assets and Deferred Outflows of Revenues		
Current Assets		
Cash and cash equivalents	\$ 26,439,108	\$ 27,584,075
Investments	51,547,425	49,513,190
Trade accounts receivable, net	1,335,732	1,921,679
Grants receivable	2,915,153	1,924,116
Interest Receivable	471,970	81,197
Prepaid expenses	797,141	808,386
Total current assets	<u>83,506,529</u>	<u>81,832,644</u>
Noncurrent Assets		
Cash and cash equivalents - restricted	6,288,893	7,755,146
Investments	66,932,252	59,095,632
Notes Receivable	2,626,888	2,739,202
Passenger facility charges receivable - restricted	572,358	599,301
Nondepreciable capital assets	123,224,344	96,586,814
Depreciable assets, net	240,275,068	238,434,238
Total noncurrent assets	<u>439,919,803</u>	<u>405,210,333</u>
Total assets	<u>523,426,333</u>	<u>487,042,977</u>
Deferred Outflows of Resources		
Deferred amounts on refundings	-	-
Total assets and deferred outflows of resources	<u>\$ 523,426,333</u>	<u>\$ 487,042,977</u>

BILL AND HILLARY CLINTON NATIONAL AIRPORT
STATEMENTS OF FINANCIAL POSITION
(unaudited)
March 31, 2026 and 2025

	2026	2025
Liabilities and Net Position		
Current Liabilities		
Payable from Unrestricted Assets		
Accounts payable - trade	\$ 1,188,622	\$ 1,114,853
Accrued wages and benefits	1,837,268	1,785,329
Due to City of Little Rock	-	-
Due to other governmental units	47,949	34,532
Security deposits and unearned revenue	292,210	224,217
Total current liabilities payable from unrestricted assets	<u>3,366,049</u>	<u>3,158,930</u>
Payable from Restricted Assets		
Accounts payable - construction	3,045	-
Accrued interest	-	-
Current maturity of revenue bonds	-	-
Total current liabilities payable from restricted assets	<u>3,045</u>	<u>-</u>
Total current liabilities	<u>3,369,094</u>	<u>3,158,930</u>
Noncurrent Liabilities		
Revenue bonds payable	-	-
Total noncurrent liabilities	<u>-</u>	<u>-</u>
Total liabilities	<u>3,369,094</u>	<u>3,158,930</u>
Net Position		
Net investment in capital assets	363,496,367	335,021,052
Restricted for:		
Capital projects	6,861,251	8,354,447
Debt service	-	-
Total restricted net position	<u>370,357,618</u>	<u>343,375,499</u>
Unrestricted	149,699,620	140,508,547
Total net position	<u>520,057,239</u>	<u>483,884,046</u>
Total Liabilities and Net Position	<u>\$ 523,426,333</u>	<u>\$ 487,042,977</u>

LITTLE ROCK MUNICIPAL AIRPORT COMMISSION
Retirement Plan Balance
For the Month Ended March 31, 2026

	Beginning Balance	Deposits & Payments	Dividends & Interest	Investment Earnings Change	Ending Balance
Defined Benefit Pension Plan <i>(Airport Plan Frozen January 1, 1987)</i>	\$ 666,477	\$ (10,432)	\$ 926	\$ (36,868)	\$ 620,103
Total Employee Plans	<u>\$ 666,477</u>	<u>\$ (10,432)</u>	<u>\$ 926</u>	<u>\$ (36,868)</u>	<u>\$ 620,103</u>

Source: Charles Schwab Statement for Defined Benefit Plan.

BILL AND HILLARY CLINTON NATIONAL AIRPORT
STATEMENT OF REVENUES, EXPENSES AND CHANGES IN NET POSITION
(unaudited)
For the Month Ended March 31, 2026 and 2025

	CURRENT MONTH 2026	CURRENT MONTH BUDGET	BETTER / (WORSE) ACT-BUD	CURRENT MONTH 2025	BETTER / (WORSE) ACT-PY
OPERATING REVENUES					
Aviation Revenue					
Landing Fees	613,424	580,353	33,071	549,353	64,071
Airline Space Rentals	682,287	679,043	3,244	642,980	39,307
Other Airline Fees & Charges	23,670	28,620	(4,950)	25,110	(1,440)
Airline Incentives ⁽¹⁾	(44,394)	-	(44,394)	-	(44,394)
Subtotal Aviation Revenues	\$ 1,274,987	\$ 1,288,016	\$ (13,029)	\$ 1,217,443	\$ 57,544
% Compared to Current Month Actual			-1%		5%
Concession Revenues					
Automobile Parking	1,121,676	1,079,302	42,374	1,005,792	115,884
Rental Car Operations	466,083	518,125	(52,042)	434,937	31,146
Rental Car Customer Facility Charges (CFC)	177,450	208,353	(30,903)	164,304	13,146
Restaurant and Retail	97,738	93,855	3,883	92,925	4,813
Ground Transportation	18,415	19,583	(1,168)	18,796	(381)
Terminal Advertising	18,173	15,000	3,173	15,000	3,173
Vending	553	588	(35)	582	(29)
Subtotal Concession Revenues	\$ 1,900,088	\$ 1,934,806	\$ (34,718)	\$ 1,732,336	\$ 167,752
% Compared to Current Month Actual			-2%		10%
Airport Rentals					
Terminal Office Space	34,802	32,603	2,199	32,924	1,878
Building Leases	243,928	244,968	(1,040)	202,485	41,443
Land Leases	310,240	302,509	7,731	294,180	16,060
Subtotal Airport Rentals	\$ 588,970	\$ 580,080	\$ 8,890	\$ 529,589	\$ 59,381
% Compared to Current Month Actual			2%		11%
Aviation Services					
Airfield Operations	9,181	5,020	4,161	4,970	4,211
Fuel Commissions and Sales	37,612	35,179	2,433	34,830	2,782
Subtotal Aviation Services	\$ 46,793	\$ 40,199	\$ 6,594	\$ 39,800	\$ 6,993
% Compared to Current Month Actual			16%		18%
Miscellaneous Revenues					
Airport Services Sold	12,917	13,113	(196)	12,983	(66)
Leased Equipment	3,111	3,039	72	3,009	102
Miscellaneous Income	2,100	1,111	989	400	1,700
Subtotal Miscellaneous Revenues	\$ 18,128	\$ 17,263	\$ 865	\$ 16,392	\$ 1,736
% Compared to Current Month Actual			5%		11%
TOTAL OPERATING REVENUES	\$ 3,828,966	\$ 3,860,364	\$ (31,398)	\$ 3,535,560	\$ 293,406
			-1%		8%

(1) 2026 includes incentive credits for Envoy and Delta Airlines.

BILL AND HILLARY CLINTON NATIONAL AIRPORT
STATEMENT OF REVENUES, EXPENSES AND CHANGES IN NET POSITION
(unaudited)
For the Month Ended March 31, 2026 and 2025

	CURRENT MONTH 2026	CURRENT MONTH BUDGET	BETTER / (WORSE) ACT-BUD	CURRENT MONTH 2025	BETTER / (WORSE) ACT-PY
OPERATING EXPENSES					
Salaries & Benefits					
Salaries & Wages	811,549	910,241	98,692	952,155	140,606
Employee Benefits	455,200	498,429	43,229	459,869	4,669
Subtotal Salaries & Benefits	\$ 1,266,749	\$ 1,408,670	\$ 141,921	\$ 1,412,024	\$ 145,275
% Compared to Current Month Actual		-10%		-10%	
Professional / Contracted Services					
Professional Fees	58,191	92,633	34,442	43,298	(14,893)
Maintenance & Repairs	124,820	176,700	51,880	223,146	98,326
Facilities & Grounds Contracts	40,693	24,270	(16,423)	38,282	(2,411)
Police & Security ⁽²⁾	335,234	264,712	(70,522)	255,475	(79,759)
ARFF	145,654	144,475	(1,179)	144,969	(685)
Technical Support Contracts	69,216	28,319	(40,897)	76,550	7,334
Other Contracts	13,514	17,270	3,756	14,061	547
Subtotal Prof./Contract Services	\$ 787,322	\$ 748,379	\$ (38,943)	\$ 795,781	\$ 8,459
% Compared to Current Month Actual		5%		-1%	
Materials / Supplies / Maintenance					
Office Supplies	7,480	4,100	(3,380)	3,332	(4,148)
Facilities & Grounds ⁽³⁾	111,951	50,751	(61,200)	26,057	(85,894)
Uniforms	567	11,274	10,707	8,585	8,018
Airfield Supplies	4,093	11,416	7,323	15,796	11,703
Technical/Trade Supplies ⁽⁴⁾	62,204	17,366	(44,838)	18,107	(44,097)
Vehicle/Fuel Supplies	12,586	12,733	147	14,721	2,135
Technology Supplies (IT/ET)	6,875	9,100	2,225	20,772	13,897
Subtotal Materials & Supplies	\$ 205,756	\$ 116,740	\$ (89,016)	\$ 107,370	\$ (98,386)
% Compared to Current Month Actual		76%		92%	
Other Operating Expenses					
Utilities	233,612	175,722	(57,890)	148,856	(84,756)
Employee Relations ⁽⁵⁾	(4,924)	12,133	17,057	1,066	5,990
Public Relations ⁽⁶⁾	(8,167)	28,015	36,182	3,830	11,997
Furniture, Fixtures, and Equipment (FF&E)	4,239	34,700	30,461	10,888	6,649
Insurance	54,398	63,860	9,462	61,775	7,377
Travel, Training & Meeting	21,487	40,976	19,489	27,696	6,209
Permits, Licenses & Fees	37,843	32,575	(5,268)	28,752	(9,091)
Dues & Subscriptions	22,526	23,050	524	1,880	(20,646)
Airport Services	4,500	4,000	(500)	4,500	-
Equipment Rentals	-	1,167	1,167	4,511	4,511
Other Operating Expenses	29,042	10,000	(19,042)	767	(28,275)
Subtotal Other Operating Exp.	\$ 394,556	\$ 426,198	\$ 31,642	\$ 294,521	\$ (100,035)
% Compared to Current Month Actual		-7%		34%	
TOTAL OPERATING EXPENSES	\$ 2,654,383	\$ 2,699,987	\$ 45,604	\$ 2,609,696	\$ (44,687)
		-2%		2%	
RESULTS FROM OPERATIONS BEFORE DEPRECIATION	\$ 1,174,583	\$ 1,160,377	\$ 14,206	\$ 925,864	\$ 248,719
% Compared to Current Month Actual					
Depreciation Expense	1,916,667	1,916,666	(1)	1,841,667	(75,000)
RESULTS FROM OPERATIONS	\$ (742,084)	\$ (756,289)	\$ 14,205	\$ (915,803)	\$ 173,719

(2) 2026 includes two months of security guard services.

(3) 2026 includes airfield bulk winter operations supplies (\$65K).

(4) 2026 includes Baggage Handling System repairs (\$31K).

(5) 2026 SOAR employee apprec event (\$5K) prior month Category adjustment.

(6) 2026 air service new route marketing (\$15K) and public relations (\$8K) expenses accrued back to 2025.

BILL AND HILLARY CLINTON NATIONAL AIRPORT
STATEMENT OF REVENUES, EXPENSES AND CHANGES IN NET POSITION
(unaudited)
For the Month Ended March 31, 2026 and 2025

	CURRENT MONTH 2026	CURRENT MONTH BUDGET	BETTER / (WORSE) ACT-BUD	CURRENT MONTH 2025	BETTER / (WORSE) ACT-PY
NON OPERATING ACTIVITIES					
Passenger Facility Charges	380,748	392,044	(11,296)	388,162	(7,414)
Federal Operating Grants	1,848	1,848	-	2,244	(396)
Interest Income	361,666	367,573	(5,907)	342,657	19,009
Unrealized Gain (Loss) on Investments ⁽⁷⁾	(403,532)	-	(403,532)	224,697	(628,229)
Gain/(Loss) on Sale of Assets	-	-	-	6,349	(6,349)
Aviation Fuel Tax	25,968	26,360	(392)	26,099	(131)
Other Non Operating Income (Expense)	2,274	2,540	(266)	2,515	(241)
Federal, State and Local Grants	86,882	-	86,882	1,421,211	(1,334,329)
Contributions from Lessees	-	-	-	-	-
NON OPERATING ACTIVITIES	\$ 455,854	\$ 790,365	\$ (334,511)	\$ 2,413,934	\$ (1,958,080)
CHANGE IN NET POSITION	\$ (286,230)	\$ 34,076	\$ (320,306)	\$ 1,498,131	\$ (1,784,361)

(7) Monthly change in the market value of investments in 3-5 year US Treasuries.

BILL AND HILLARY CLINTON NATIONAL AIRPORT
STATEMENT OF REVENUES, EXPENSES AND CHANGES IN NET POSITION
(unaudited)
For the Three Months Ended March 31, 2026 and 2025

	2026 ACTUAL	2026 BUDGET	BETTER / (WORSE) ACT-BUD	2025 ACTUAL	BETTER / (WORSE) ACT-PY
OPERATING REVENUES					
Aviation Revenue					
Landing Fees	1,922,431	1,894,121	28,310	1,743,994	178,437
Airline Space Rentals	2,058,592	2,035,851	22,741	1,937,842	120,750
Other Airline Fees & Charges	71,420	78,210	(6,790)	73,780	(2,360)
Airline Incentives	(134,554)	-	(134,554)	-	(134,554)
Subtotal Aviation Revenues	\$ 3,917,889	\$ 4,008,182	\$ (90,293)	\$ 3,755,616	\$ 162,273
			-2%		4%
Concession Revenues					
Automobile Parking	3,010,982	3,023,544	(12,562)	2,757,400	253,582
Rental Car Operations	1,313,239	1,459,242	(146,003)	1,303,134	10,105
Rental Car Customer Facility Charges (CFC)	511,465	528,362	(16,897)	494,441	17,024
Restaurant and Retail	295,308	298,678	(3,370)	295,721	(413)
Ground Transportation	63,836	71,025	(7,189)	72,827	(8,991)
Terminal Advertising	50,231	45,000	5,231	45,000	5,231
Vending	2,166	1,923	243	1,904	262
COVID Concessions Relief	-	-	-	-	-
Subtotal Concession Revenues	\$ 5,247,227	\$ 5,427,774	\$ (180,547)	\$ 4,970,427	\$ 276,800
			-3%		6%
Airport Rentals					
Terminal Office Space	104,653	97,176	7,477	99,005	5,648
Building Leases	779,326	721,451	57,875	593,506	185,820
Land Leases	925,445	905,634	19,811	876,123	49,322
Subtotal Airport Rentals	\$ 1,809,424	\$ 1,724,261	\$ 85,163	\$ 1,568,634	\$ 240,790
			5%		15%
Aviation Services					
Airfield Operations	26,699	22,644	4,055	22,420	4,279
Fuel Commissions and Sales	117,168	120,552	(3,384)	119,358	(2,190)
Subtotal Aviation Services	\$ 143,867	\$ 143,196	\$ 671	\$ 141,778	\$ 2,089
			0%		1%
Miscellaneous Revenues					
Airport Services Sold	39,056	43,704	(4,648)	43,271	(4,215)
Leased Equipment	9,323	9,513	(190)	9,419	(96)
Miscellaneous Income	5,100	51,360	(46,260)	48,402	(43,302)
Subtotal Miscellaneous Revenues	\$ 53,479	\$ 104,577	\$ (51,098)	\$ 101,092	\$ (47,613)
			-49%		-47%
TOTAL OPERATING REVENUES					
	\$ 11,171,886	\$ 11,407,990	\$ (236,104)	\$ 10,537,547	\$ 634,339
			-2%		6%

BILL AND HILLARY CLINTON NATIONAL AIRPORT
STATEMENT OF REVENUES, EXPENSES AND CHANGES IN NET POSITION
(unaudited)
For the Three Months Ended March 31, 2026 and 2025

	2026 ACTUAL	2026 BUDGET	BETTER / (WORSE) ACT-BUD	2025 ACTUAL	BETTER / (WORSE) ACT-PY
OPERATING EXPENSES					
Salaries & Benefits					
Salaries & Wages	2,908,914	3,185,843	276,929	2,978,678	69,764
Employee Benefits	1,483,170	1,708,616	225,446	1,411,556	(71,614)
Subtotal Salaries & Benefits	\$ 4,392,084	\$ 4,894,459	\$ 502,375	\$ 4,390,234	\$ (1,850)
	% Compared to Current Month Actual		-10%		0%
Professional / Contracted Services					
Professional Fees	134,110	230,249	96,139	103,066	(31,044)
Maintenance & Repairs ⁽¹⁾	280,137	458,668	178,531	410,171	130,034
Facilities & Grounds Contracts	66,157	109,110	42,953	92,878	26,721
Police & Security	788,067	794,136	6,069	751,135	(36,932)
ARFF	428,855	455,465	26,610	411,024	(17,831)
Technical Support Contracts	126,503	141,052	14,549	142,755	16,252
Other Contracts	40,971	55,060	14,089	49,027	8,056
Subtotal Prof./Contract Services	\$ 1,864,800	\$ 2,243,740	\$ 378,940	\$ 1,960,056	\$ 95,256
	% Compared to Current Month Actual		-17%		-5%
Materials / Supplies / Maintenance					
Office Supplies	18,919	13,625	(5,294)	15,283	(3,636)
Facilities & Grounds ⁽²⁾	236,836	180,985	(55,851)	82,429	(154,407)
Uniforms	3,570	23,230	19,660	30,947	27,377
Airfield Supplies	37,860	66,456	28,596	19,747	(18,113)
Technical/Trade Supplies ⁽³⁾	121,537	26,707	(94,830)	32,039	(89,498)
Vehicle/Fuel Supplies	28,780	53,203	24,423	25,580	(3,200)
Technology Supplies (IT/ET)	18,299	26,100	7,801	38,271	19,972
Subtotal Materials & Supplies	\$ 465,801	\$ 390,306	\$ (75,495)	\$ 244,296	\$ (221,505)
	% Compared to Current Month Actual		19%		91%
Other Operating Expenses					
Utilities	473,460	530,348	56,888	429,790	(43,670)
Employee Relations	6,744	26,850	20,106	9,655	2,911
Public Relations	21,214	60,745	39,531	22,508	1,294
Furniture, Fixtures, and Equipment (FF&E)	58,458	91,725	33,267	17,815	(40,643)
Insurance	159,218	196,580	37,362	186,130	26,912
Travel, Training & Meeting	62,386	116,194	53,808	76,552	14,166
Permits, Licenses & Fees	94,763	95,775	1,012	90,834	(3,929)
Dues & Subscriptions	61,884	39,063	(22,821)	41,923	(19,961)
Airport Services	13,500	12,000	(1,500)	13,500	-
Equipment Rentals	4,584	4,751	167	15,321	10,737
Other Operating Expenses	104,320	40,200	(64,120)	29,579	(74,741)
Subtotal Other Operating Exp.	\$ 1,060,531	\$ 1,214,231	\$ 153,700	\$ 933,607	\$ (126,924)
	% Compared to Current Month Actual		-13%		14%
TOTAL OPERATING EXPENSES	\$ 7,783,216	\$ 8,742,736	\$ 959,520	\$ 7,528,193	\$ (255,023)
			-11%		3%
RESULTS FROM OPERATIONS BEFORE DEPRECIATION	\$ 3,388,670	\$ 2,665,254	\$ 723,416	\$ 3,009,354	\$ 379,316
	% Compared to Current Month Actual				
Depreciation Expense	5,750,001	5,749,998	(3)	5,525,001	(225,000)
RESULTS FROM OPERATIONS	\$ (2,361,331)	\$ (3,084,744)	\$ 723,413	\$ (2,515,647)	\$ 154,316

(1) 2025 included ABP fire pump repair (\$26K) and terminal building HVAC repairs (\$46K).

(2) 2026 includes airfield maintenance supplies (\$82K) and custodial bulk supplies (\$83K).

(3) 2026 includes Baggage Handling System maintenance (\$94K).

BILL AND HILLARY CLINTON NATIONAL AIRPORT
STATEMENT OF REVENUES, EXPENSES AND CHANGES IN NET POSITION
(unaudited)
For the Three Months Ended March 31, 2026 and 2025

	2026 ACTUAL	2026 BUDGET	BETTER / (WORSE) ACT-BUD	2025 ACTUAL	BETTER / (WORSE) ACT-PY
NON OPERATING ACTIVITIES					
Passenger Facility Charges	954,805	998,628	(43,823)	988,741	(33,936)
Federal Operating Grants	3,696	5,544	(1,848)	4,488	(792)
Interest Income	1,033,116	1,079,301	(46,185)	989,859	43,257
Unrealized Gain (Loss) on Investments ⁽⁴⁾	(57,897)	-	(57,897)	817,391	(875,288)
Gain/(Loss) on Sale of Assets	-	-	-	8,476	(8,476)
Aviation Fuel Tax	86,670	78,659	8,011	77,880	8,790
Other Non Operating Income	5,074	9,396	(4,322)	9,303	(4,229)
Federal, State and Local Grants	86,882	-	86,882	1,921,211	(1,834,329)
Contributions from Lessees	-	-	-	-	-
NON OPERATING ACTIVITIES	\$ 2,112,346	\$ 2,171,528	\$ (59,182)	\$ 4,817,349	\$ (2,705,003)
CHANGE IN NET POSITION	\$ (248,985)	\$ (913,216)	\$ 664,231	\$ 2,301,702	\$ (2,550,687)

(4) Monthly change in the market value of investments in 3-5 year US Treasuries.

**BILL AND HILLARY CLINTON NATIONAL AIRPORT
FY 2026 CAPITAL PURCHASES ATTACHMENT A
For Month Ended March 31, 2026**

Item #	Payee	Description	Month Expensed	Budgeted	Actual	Difference
269001	Multiple Payees	Fleet Vehicles	Multiple	1,200,000	80,737	1,119,263
269002		Gas powered shuttles		285,000		285,000
		Total Vehicles		1,485,000	80,737	1,404,263
269003		Outdoor walk behind sweepers		15,000		15,000
269004		Ride on Floor Scrubber		37,000		37,000
269005		Replacement International Trash Incinerator		55,462		55,462
269006		Ride on Electric Sweeper		71,000		71,000
269007		Cleancore Power Caddy		27,100		27,100
269008		Roland DGSHAPE DE 3 Engraving Machine		9,354		9,354
269009		Utility Tractor with Rotary Mower		140,000		140,000
269010		Finish Cut Mower Deck		7,800		7,800
269011		Replacement Mowers - Cab Front Deck		120,000		120,000
269012		Replacement Mowers - Zero Turn		65,000		65,000
269013		Airfield Liquid/Solid Combination Spreader		207,000		207,000
269014	Crow Burlingame Co	Vehicle A/C service unit	Mar-26	14,500	8,050	6,450
269015	Liftnow Automotive	Wheel Balancer	Mar-26	12,000	11,850	150
269016		Mini Excavator		175,000		175,000
269017		Apex stripex 7000T		506,000		506,000
269018		10 cu ft. In-Bed Spreader		8,250		8,250
269019		Continuous Friction Measurement Equipment		360,000		360,000
269020		Phoenix Wailer		15,000		15,000
269021		Storage Trailer		7,000		7,000
		Total Heavy Equipment		1,852,466	19,899	1,832,567
269022		Network Switch Replacements		100,000		100,000
269023		Fiber Optic Splicer		12,000		12,000
269024		Copiers		105,000		105,000
269025		Emergency Phones (Parking Lot)		330,000		330,000
269026		Servers		72,000		72,000
269027		Storage Servers		95,000		95,000
269028		LPR Camera System		35,000		35,000
		Total Computer Systems: Infrastructure		749,000	-	749,000
269029		BAS controls updates		40,000		40,000
269030		IDF-7 AHU replacement		60,000		60,000
269031		AHU 30 replacement		60,000		60,000
269032		AMF East Side Floor Coating		54,500		54,500
269033		Replace Breaker in Main Terminal Generator		55,000		55,000
269034		Dover DMC controllers		330,000		330,000
269035		Smart Terminal Improvements (Smart Restrooms)		500,000		500,000
269036	Shaw Integrated & Turf	Carpet Replacement	Mar-26	300,000	106,726	193,274
		Total Building Improvements		1,399,500	106,726	1,292,774
269037		Montgomery HS series controllers		220,000		220,000
		Total Parking / Roadway Improvements		220,000	-	220,000
269038		Otis LRVF controller		165,000		165,000
269039		Tree and Fence Removal/Relocation		300,000		300,000
		Total Non-Airfield Land Improvements		465,000	-	465,000
PROPOSED 2025 CAPITAL EXPENDITURES				\$ 6,170,966	\$ 207,362	\$ 5,963,604
Carry forward capital items:						
259009		Mobile airfield light monitoring system		150,000		150,000
259013		Quincy QGD-60 Air Compressor		43,500		43,500
259014		Temporary Construction Barriers		150,000		150,000
259011		Fuel/Fleet management system		60,000		60,000
259005		IonScan 600 EDSE capabilities		75,000		75,000
229014		Executive Dashboard Development		75,000		75,000
259021		Pedestrian ramp		35,000		35,000
259030		Barricades South of I440		40,000		40,000
259027	Interstate Highway Sign Corp	Airside Signs	Jan-26	-	7,108	(7,108)
		Total Carry Forward Items		\$ 628,500	\$ 7,108	\$ 621,392
Total 2026 Capital Items Received				\$ 6,799,466	\$ 214,469	\$ 6,584,997
Capital Purchases - Open Orders						0
TOTAL 2026 CAPITAL ITEMS				\$ 6,799,466	\$ 214,469	\$ 6,584,997

BILL AND HILLARY CLINTON NATIONAL AIRPORT
ACCOUNTS RECEIVABLE
March 31, 2026

Current	\$341,990.13	
31-60 Days	180,191.48	(1)
61-90 Days	(30,816.64)	(2)
Over 90 Days	(28,729.43)	(3)
TOTAL	\$462,635.54	

Current Month	341,990.13	
TOTAL	\$341,990.13	Current Accounts Receivable

(1) Includes 31 - 60 days	1,128.06	Atlantic Aviation
	709.66	Breeze Airways
	132.00	Central Flying Service
	31.92	CertainTeed Corporation
	84.00	Dantli Corp
	(12,322.96)	Delta Air Lines
	189,972.80	Envoy Air
	290.00	Hudson Group
	166.00	Badging
	TOTAL	\$180,191.48

(2) Includes 61 to 90 days	5,968.01	Atlantic Aviation
	84.00	Dantli Corp
	(12,036.63)	Delta Air Lines
	(29,745.10)	Envoy Air
	200.00	Fairfield Inn & Suites
	400.00	Four Points by Sheraton
	(4,073.09)	HMS Host
	4,688.17	Hudson Group
	3,500.00	United Air Lines
	198.00	Badging
TOTAL	(\$30,816.64)	

(3) Includes Over 90 Days	(7,618.16)	Atlantic Aviation
	46,682.20	Central Flying Service
	84.00	Daifuku Services
	84.00	Dantli Corp
	(31,693.46)	Delta Air Lines
	364.96	Envoy Air Maintenance
	(20,505.00)	HMS Host
	(16,323.97)	Hudson Group
	196.00	Badging
	TOTAL	(\$28,729.43)

PASSENGER STATISTICS YEAR-TO-DATE

	March 2025	March 2026	Difference 25 vs 26	Percent (%) Change	Year to Date 2025	Year to Date 2026	Difference 25 vs 26	Percent (%) change
Total Enplaned	91,020	91,397	377	0.41%	239,914	239,457	(457)	-0.19%
Total Deplaned	90,931	92,592	1,661	1.83%	240,791	242,034	1,243	0.52%
Total Passengers	181,951	183,989	2,038	1.12%	480,705	481,491	786	0.16%

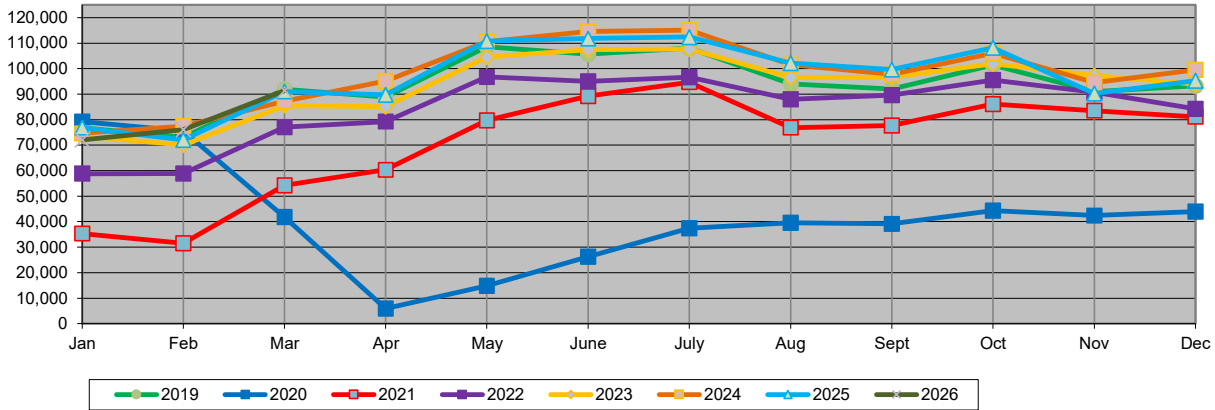
Enplaned Passengers by Airline								
	March 2025	March 2026	Difference 25 vs 26	Percent (%) Change	Year to Date 2025	Year to Date 2026	Difference 25 vs 26	Percent (%) change
American Airlines	30,469	31,421	952	3.12%	82,965	84,164	1,199	1.45%
Delta Airlines	21,317	22,970	1,653	7.75%	55,532	58,324	2,792	5.03%
Southwest Airlines	21,851	21,427	(424)	-1.94%	56,441	55,397	(1,044)	-1.85%
United Airlines	15,955	14,332	(1,623)	-10.17%	42,936	39,004	(3,932)	-9.16%
Charters	195	159	(36)	-18.46%	328	340	12	3.66%
Allegiant Air	0	0	0	0.00%	247	144	(103)	-41.70%
Frontier Airlines	1,233	1,088	(145)	-11.76%	1,465	2,084	619	42.25%
Total	91,020	91,397	377	0.41%	239,914	239,457	(457)	-0.19%

Deplaned Passengers by Airline								
	March 2025	March 2026	Difference 25 vs 26	Percent (%) Change	Year to Date 2025	Year to Date 2026	Difference 25 vs 26	Percent (%) change
American Airlines	30,761	31,847	1,086	3.53%	83,261	84,152	891	1.07%
Delta Airlines	21,371	23,407	2,036	9.53%	56,447	59,497	3,050	5.40%
Southwest Airlines	21,694	21,404	(290)	-1.34%	56,317	55,530	(787)	-1.40%
United Airlines	15,638	14,474	(1,164)	-7.44%	42,619	39,808	(2,811)	-6.60%
Charters	192	153	(39)	-20.31%	321	334	13	4.05%
Allegiant Air	0	171	171	100.00%	301	343	42	13.95%
Frontier Airlines	1,275	1,136	(139)	-10.90%	1,525	2,370	845	55.41%
Total	90,931	92,592	1,661	1.83%	240,791	242,034	1,243	0.52%

Total Passengers by Airline								
	March 2025	March 2026	Difference 25 vs 26	Percent (%) Change	Year to Date 2025	Year to Date 2026	Difference 25 vs 26	Percent (%) change
American Airlines	61,230	63,268	2,038	3.33%	166,226	168,316	2,090	1.26%
Delta Airlines	42,688	46,377	3,689	8.64%	111,979	117,821	5,842	5.22%
Southwest Airlines	43,545	42,831	(714)	-1.64%	112,758	110,927	(1,831)	-1.62%
United Airlines	31,593	28,806	(2,787)	-8.82%	85,555	78,812	(6,743)	-7.88%
Charters	387	312	(75)	-19.38%	649	674	25	3.85%
Allegiant Air	0	171	171	100.00%	548	487	(61)	-11.13%
Frontier Airlines	2,508	2,224	(284)	-11.32%	2,990	4,454	1,464	48.96%
Total	181,951	183,989	2,038	1.12%	480,705	481,491	786	0.16%

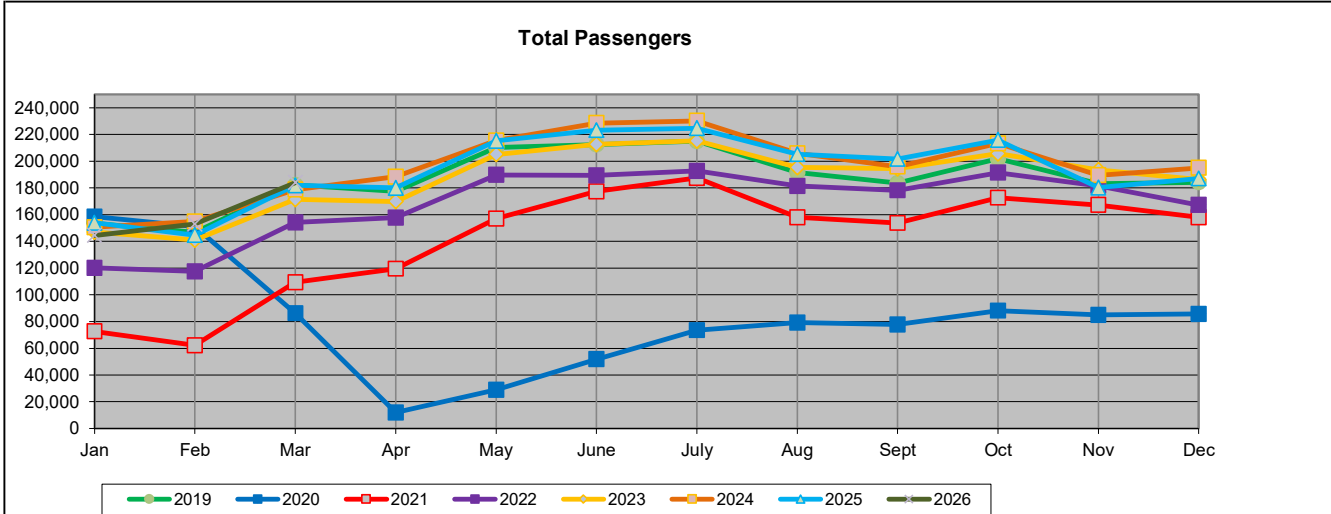
PASSENGER STATISTICS YEAR-TO-DATE

Enplaned Passengers



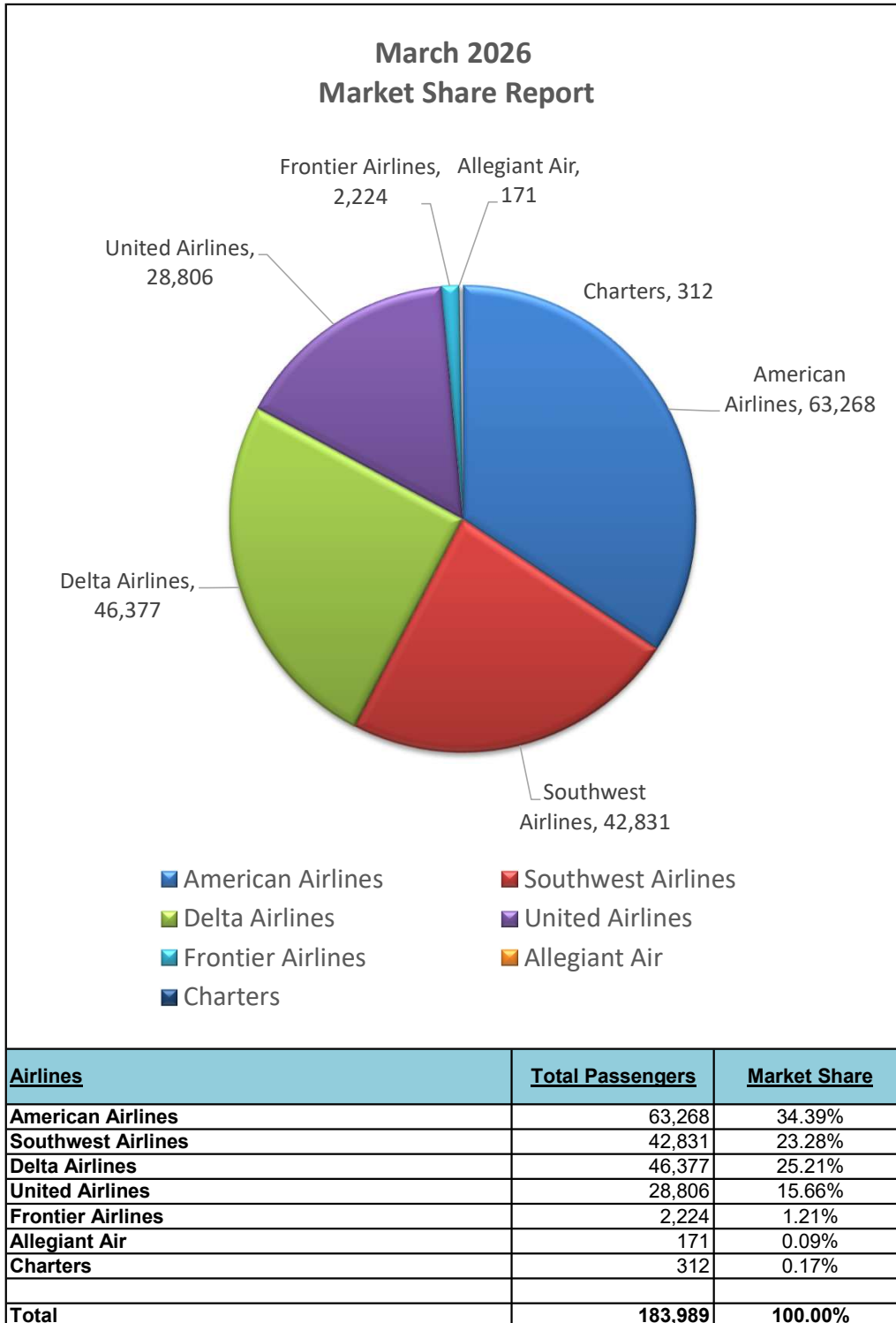
Year	Jan	Feb	Mar	Apr	May	June	July	Aug	Sept	Oct	Nov	Dec	Total	% Change
2005	82,843	82,705	109,168	101,329	117,316	123,775	123,440	110,055	103,920	109,572	105,222	101,384	1,270,729	
2006	89,652	86,147	114,658	103,157	116,933	120,692	121,085	106,078	100,021	109,252	104,363	103,017	1,275,055	0.34%
2007	88,325	82,731	107,198	101,085	115,677	120,522	117,170	113,507	104,622	110,371	104,970	101,519	1,267,697	-0.58%
2008	87,428	89,060	105,487	100,282	112,170	112,788	116,397	102,813	89,688	99,608	88,146	89,635	1,193,502	-5.85%
2009	78,571	76,974	96,260	91,412	103,874	105,388	109,071	94,853	91,821	100,433	91,978	94,335	1,134,970	-4.90%
2010	78,740	72,692	94,712	94,049	102,938	106,056	107,169	94,944	92,497	98,309	91,966	90,631	1,124,703	-0.90%
2011	77,188	67,684	90,497	86,187	100,489	106,822	106,919	92,754	91,655	97,074	94,407	91,334	1,103,010	-1.93%
2012	80,845	80,877	98,642	93,745	109,957	110,099	105,303	96,965	89,916	99,426	94,303	87,808	1,147,886	4.07%
2013	78,743	74,585	94,153	94,050	104,483	102,873	100,430	89,815	84,673	94,200	84,442	82,826	1,085,273	-5.45%
2014	73,639	69,459	88,282	84,630	99,882	99,128	100,034	87,230	80,800	92,447	80,485	82,367	1,038,383	-4.32%
2015	68,653	61,945	79,689	79,464	90,080	94,844	96,327	86,238	81,415	89,652	82,519	81,886	992,712	-4.40%
2016	67,964	68,027	79,080	81,548	95,082	94,989	92,447	81,268	82,794	89,044	82,956	81,698	996,897	0.42%
2017	69,747	66,469	85,028	81,412	97,332	98,564	95,568	83,804	79,246	90,809	86,371	82,654	1,017,004	2.02%
2018	68,585	65,862	83,929	86,886	101,105	101,433	103,405	92,768	86,405	97,038	93,435	88,498	1,069,349	5.15%
2019	76,837	73,090	91,890	88,859	108,538	105,724	108,053	94,058	92,052	101,383	90,921	93,267	1,124,672	5.17%
2020	79,225	75,625	41,841	5,911	14,854	26,194	37,462	39,526	39,123	44,408	42,369	44,006	490,544	-56.38%
2021	35,339	31,509	54,300	60,368	79,701	89,298	94,689	76,850	77,638	86,148	83,480	81,102	850,422	73.36%
2022	58,804	58,810	77,045	79,281	96,722	95,026	96,632	87,969	89,547	95,556	90,781	84,253	1,010,426	18.81%
2023	73,608	70,023	85,537	85,136	104,496	107,421	107,715	96,555	96,673	102,007	97,295	93,804	1,120,270	10.87%
2024	74,637	77,499	87,300	95,139	110,588	114,553	115,081	101,535	97,820	105,978	94,537	99,481	1,174,148	4.81%
2025	76,869	72,025	91,020	89,773	110,744	111,804	112,410	102,195	99,722	108,157	90,259	95,249	1,160,227	-1.19%
2026	71,990	76,070	91,397	0	0	0	0	0	0	0	0	0	239,457	-0.19%

PASSENGER STATISTICS YEAR-TO-DATE



Year	Jan	Feb	Mar	Apr	May	June	July	Aug	Sept	Oct	Nov	Dec	Total	% Change
2005	165,781	164,796	217,021	204,560	232,958	247,908	244,924	224,527	205,745	219,841	210,846	199,509	2,538,416	
2006	179,487	171,978	226,846	207,577	231,227	240,545	240,304	215,509	198,918	218,392	208,300	204,008	2,543,091	0.18%
2007	177,938	165,556	211,664	203,221	227,378	238,456	234,722	227,447	207,571	221,707	210,230	200,239	2,526,129	-0.67%
2008	176,679	177,682	211,580	202,061	219,789	226,404	234,938	208,068	179,419	198,479	177,505	175,360	2,387,964	-5.47%
2009	157,555	152,796	193,967	182,117	203,478	211,131	216,063	193,509	182,519	200,934	184,704	185,532	2,264,305	-5.18%
2010	158,421	144,119	193,163	185,079	203,814	211,196	211,524	194,568	183,695	196,942	183,993	178,271	2,244,785	-0.86%
2011	155,322	135,309	181,095	171,718	199,200	212,233	212,561	189,436	182,445	194,843	190,399	180,394	2,204,955	-1.77%
2012	164,029	161,016	197,811	187,582	213,570	219,997	210,107	196,454	179,368	200,891	188,043	174,094	2,292,962	3.99%
2013	158,318	149,088	190,628	185,817	204,169	204,903	201,760	183,707	170,046	186,140	169,733	163,121	2,167,430	-5.47%
2014	147,916	138,646	176,425	170,780	196,205	196,674	200,832	178,524	161,435	185,257	161,172	162,685	2,076,551	-4.19%
2015	137,742	123,855	160,612	157,623	176,200	189,154	191,050	176,115	162,264	179,400	166,188	159,387	1,979,590	-4.67%
2016	136,557	135,224	159,936	162,757	185,921	190,530	183,634	166,095	164,948	178,812	165,963	161,127	1,991,504	0.60%
2017	140,558	132,882	170,208	162,133	189,211	196,628	191,325	170,192	158,213	182,360	172,705	162,894	2,029,309	1.90%
2018	138,612	131,241	170,485	173,025	197,424	204,651	207,879	188,153	171,833	195,374	186,300	175,914	2,140,891	5.50%
2019	153,410	146,837	182,239	177,330	210,200	212,396	214,952	191,559	183,725	201,787	183,110	184,171	2,241,716	4.71%
2020	158,475	151,122	86,229	11,968	28,982	51,769	73,498	79,278	77,701	88,115	84,961	85,644	977,742	-56.38%
2021	72,572	62,270	109,299	119,587	157,079	177,353	187,377	157,914	153,728	172,690	167,198	157,994	1,695,061	73.36%
2022	120,133	117,505	154,175	157,740	189,690	189,255	192,781	181,366	178,199	191,435	181,629	167,132	2,021,040	19.23%
2023	147,001	140,984	171,410	169,828	205,075	212,570	215,337	195,333	194,360	205,594	193,413	186,404	2,237,309	10.70%
2024	150,504	154,963	178,799	188,420	215,385	228,517	230,123	205,944	195,966	213,347	189,494	194,994	2,346,456	4.88%
2025	154,023	144,731	181,951	180,143	215,180	223,112	224,633	205,261	201,614	215,871	180,324	186,999	2,313,842	-1.39%
2026	144,486	153,016	183,989	0	0	0	0	0	0	0	0	0	481,491	0.16%

**PASSENGER STATISTICS
YEAR-TO-DATE**





**PASSENGER STATISTICS
YEAR-TO-DATE**

Total Passengers				
	2026 Total Passengers	2025 Total Passengers	Passenger Difference 26 vs 25	Percent (%) Change 26 vs 25
January	144,486	154,023	(9,537)	-6.19%
February	153,016	144,731	8,285	5.72%
March	183,989	181,951	2,038	1.12%
April			0	0.00%
May			0	0.00%
June			0	0.00%
July			0	0.00%
August			0	0.00%
September			0	0.00%
October			0	0.00%
November			0	0.00%
December			0	0.00%
Total	481,491	480,705		

	Year-to-Date 2026	Year-to-Date 2025	Year-to-Date Passenger Difference 26 vs 25	Year-to-Date Percent (%) Change 26 vs 25
Total Passengers	481,491	480,705	786	0.16%



Facilities Department

April 2026 Commission Report

Airfield and Fleet Maintenance Activity

Airfield maintenance staff worked with Entergy on the east airfield this month to accommodate Entergy's repair of a conductor on one of their circuits. While the airfield was closed, our maintenance team mowed, sprayed, and completed other maintenance items in preparation for an upcoming construction closure on runway 4L and 22R.

Our fleet department received a new wheel balancer that was included in this year's approved capital budget. By adding this equipment, we will be able to manage more tire and wheel work in-house and as a result, further reduce expenses in the department.

Airfield electricians and operators installed electrical service at air cargo for our new incinerator. In the years since we began providing incineration services, the volume of international garbage incineration requests has increased dramatically.

Responded to and repaired a fence on airport property.

Terminal Maintenance and Custodial Services Activity

Terminal maintenance is working with Flynco on the new baggage claim and concourse gate hold room carpet installation. Specifically, we are staging carpet materials in the work areas, moving and resetting furniture to accommodate the replacement, and installing cove base.

Brandi Smith has been working with Procurement and Properties to engage the current contract janitorial company to take on additional space cleaning at one of the cargo facilities.

Doug Bennett has developed new inventory and inspection reports for department custodial and maintenance leadership to utilize daily. These reports are intended to better control inventory and ensure work orders are opened to address areas that need attention.

Staff have taken over utility billing and maintenance of the Pulaski Tech facility on East Roosevelt including landscaping duties.

Maintenance staff replaced three transmitters on our cooling towers for monitoring water flow. These transmitters are part of our waste water evaporator credits program that allows us to claim credits on water evaporated from the cooling towers.



Procurement

April 2026 Commission Report

March 2026 Procurement Activity

- **0** outreach efforts created
- **0** solicitations posted
- **4** contracts and extensions executed
- **160** purchase orders confirmed, totaling **\$5,453,345.98**
- **262** receipts posted

Contracting Opportunities Forecast

The Procurement Department maintains a list of contracting opportunities expected to be issued within the next six months and publishes this information on the Clinton National Airport website. While a copy of the forecast has been included, please visit the website via this link for the most up-to-date information:(<https://clintonairport.com/contracting-forecast/>).



CONTRACTING OPPORTUNITIES FORECAST

The Contracting Opportunities Forecast for Clinton National Airport provides advance information about contracting opportunities expected to be issued within the next six (6) months. It is intended to help businesses plan and prepare for participation in future solicitations. Forecast listings do not represent a commitment by Clinton National Airport to purchase the listed goods or services, and final decisions on the extent of competition, estimated value, the scope of work or specifications, or any aspect of the procurement action will not be made until each procurement is initiated.

Description	Department	Solicitation Method	Estimated Release	
			Qtr	Year
2201 Crisp Drive Building Demolition	Infrastructure Dev.	IFB	Q2	2026
Advance Terra 28B Walk Behind Floor Sweeper	Facilities	Quote	Q2	2026
AMF East Side Floor Coating	Facilities	Quote	Q2	2026
Baggage Handling System Upgrades	Infrastructure Dev.	RFP	Q2	2026
Cat 70RX Ride on Sweeper	Facilities	Quote	Q2	2026
Common Use Passenger Processing Systems (CUPPS) Installation	Information Services	RFP	Q2	2026
Continuous Friction Measurement Equipment	Operations	IFB	Q2	2026
Customer Seating Experience Upgrades	Infrastructure Dev.	IFB	Q2	2026
Dover DMC Controllers & Installation	Facilities	IFB	Q2	2026
Financial Advisory Services	Finance	RFQ	Q2	2026
Finish Cut Mower Deck	Facilities	Quote	Q2	2026
Fleet Vehicle Upfitting	Information Services	IFB	Q2	2026
Fleet Vehicles	Facilities	Co-op	Q2	2026
Gas Powered Shuttles	Operations	IFB	Q2	2026
HVAC Chiller for UAPTC Building	Facilities	IFB	Q2	2026
IDF-7 AHU replacement	Facilities	Quote	Q2	2026
Montgomery HS Series Controllers & Installation	Facilities	IFB	Q2	2026
Operations Office Renovation	Infrastructure Dev.	IFB	Q2	2026
Otis LRVF Controller & Installation	Facilities	IFB	Q2	2026
Passenger Research Consultant	External Affairs	RFQ	Q2	2026
Phoenix Wailer System	Operations	Quote	Q2	2026
Public Relations and Marketing Services	External Affairs	RFQ	Q2	2026
Roland DGSHAPE DE 3 Engraving Machine	Facilities	Quote	Q2	2026
SMS Implementation	Operations	TBD	Q2	2026
Storage Trailer	Operations	Quote	Q2	2026
Taxiway Charlie Phase 4	Infrastructure Dev.	IFB	Q2	2026
Terrazzo Floor Maintenance	Facilities	IFB	Q2	2026
Ticket Lobby & Concourse Lighting Upgrades	Infrastructure Dev.	IFB	Q2	2026
Ticket Lobby Plantscaping	Infrastructure Dev.	Quote	Q2	2026
Two (2) Zero-Turn Mowers	Facilities	Co-op	Q2	2026
Wildlife Management Plan Update	Operations	RFP	Q2	2026
AHU 30 replacement	Facilities	Quote	Q3	2026
Bag Scale Replacement and Installation	Facilities	IFB	Q3	2026
CCTV Upgrades	Information Services	IFB	Q3	2026
Fiber Infrastructure Upgrades	Information Services	IFB	Q3	2026
Internet Services	Information Services	RFP	Q3	2026
Liquid/Solid Combination Spreader	Facilities	IFB	Q3	2026
Mini Excavator	Facilities	IFB	Q3	2026

Description	Department	Solicitation Method	Estimated Release	
			Qtr	Year
Mobile airfield light monitoring system	Facilities	IFB	Q3	2026
PBB 2&4 Replacement	Infrastructure Dev.	IFB	Q3	2026
Quincy QGD-60 Air Compressor	Facilities	IFB	Q3	2026
Re-Roof Checkpoint and Pre-Security Areas	Infrastructure Dev.	IFB	Q3	2026
Wi-Fi Upgrade	Information Services	RFP	Q3	2026
Bathroom Tile Replacement	Infrastructure Dev.	IFB	Q4	2026
Paint Marking Removal Equipment	Facilities	IFB	Q4	2026
Parking Guidance System Upgrade and Replacement	Properties & Planning	RFP	Q4	2026
Re-Roof AMF Building	Infrastructure Dev.	IFB	Q4	2026
Temporary Construction Barriers	Facilities	IFB	Q4	2026
Tree and Fence Removal and Installation	Infrastructure Dev.	IFB	Q4	2026
4R/22L Runway & Taxiway Lighting Rehab	Infrastructure Dev.	IFB	Q1	2027



INFRASTRUCTURE DEVELOPMENT REPORT April 2026

Highlights

- The Taxiway Alpha South Reconstruction project is entering its final Work Area/Phase which will necessitate the closure of both Runway 18-36 and 4L-22R. Those closures will last approx. 2 months leading to the completion of the project in mid to late June, weather permitting.
- On the Central Utility Plant (CUP) project, the geothermal well drilling is progressing along with 531 of 760 wells completed through April 10th. Work is also progressing on the underground utility relocations on the West Apron and along Dave Grundfest Dr.
- The 1805 Bond St. Roof Replacement project is about 75% complete and should be wrapped up by the end of the month, weather permitting.

Project	Project	Funding	Budget	End	Notes
AIRFIELD		Total	\$95,250,000		
Taxiway Foxtrot Reconstruction	Planning	AIP	\$65,000,000	TBD	Engineering Contract Prep Underway
Airport Master Plan Update	Planning	AIP	\$3,000,000	TBD	Consultant SOQ Evaluations Underway
4R/22L Runway and Taxiway Lighting Rehabilitation	Design	AIP	\$5,500,000	Q4/27	Completing Design/Target Start Q2/2027
Airfield Pavement Status Update	Design	Airport	\$250,000	Q2/26	Draft Report April 2026 for 1st Phase
Phase 4 TWY C	Bidding	AIP	\$10,500,000	Q2/27	Bids Due May 6, 2026
Taxiway Alpha South Realignment	Construction	AIP	\$11,000,000	Q3/26	Estimated Completion June 2026
TERMINAL		Total	\$144,405,000		
Arrivals Hall/Terminal Commons Schematic Design	Design	AIP	\$3,800,000	Q2/26	SD Targeting June 2026 Completion
BHS Assessment & Upgrades	Design	AIP	\$10,500,000	Q1/27	Project Submitted for FY 26 ATP NOFO
Common Use System Upgrades	Design	Airport	\$1,000,000	Q2/27	RFP Documents ready in Q3/26
Video Surveillance Assess and Replace	Design	Airport	\$2,000,000	Q1/27	RFP Documents ready in Mid-April
MDF/IDF Redundant Power System	Design	Airport	\$600,000	Q1/27	Redefining project goals and scope
Concourse Lighting Upgrades	Design	Airport	\$650,000	Q4/26	Upgrades pushed to Fall 2026 due to light driver availability
PBB 2 & 4 Replacement / Hold Room Improv.	Design	Airport	\$4,150,000	Q4/26	PBB Criteria being finalized
WIFI Upgrade	Design	Airport	\$375,000	Q4/26	Work Auth for design being executed
FIDS and Paging Upgrade	Bidding	Airport	\$1,250,000	Q4/26	Proposal evaluations underway
Ops Office Renovation	Bidding	Airport	\$600,000	Q4/26	Bids due May 7, 2026
Customer Seating Experience	Bidding	Airport	\$980,000	Q3/26	Bids due April 30, 2026
Ticket Lobby Plantscaping	Bidding	Airport	\$25,000	Q3/26	Solicitation will go live April 19, 2026
Ticket Lobby/Gate Hold Lighting Upgrades	Bidding	Airport	\$350,000	Q3/26	Solicitation will go live April 19, 2026
IDF-7 UPS Replacement	Construction	Airport	\$200,000	Q2/26	Work to be complete by end of April
Security Systems Design and Construction	Construction	Airport	\$2,850,000	Q3/26	On-site training scheduled for early May
Curbside Amenity Improvements	Construction	Airport	\$75,000	Q3/26	Procurement of Planters in Progress
Central Utility Plant	Construction	AIP	\$115,000,000	Q4/27	531 Wells complete / Utility work progressing



BILL AND HILLARY
CLINTON NATIONAL AIRPORT
LITTLE ROCK

PARKING & ROADWAY		Total	\$32,650,000		
Parking Tech Upgrades - PGS System	Design	Airport	\$3,500,000	Q4/27	Work Auth for design being evaluated
Monument Sign & Fountain Area Landscape Updates	Bidding	Airport	\$150,000	Q1/26	Quotes being updated for Spring install
Airport Parking Development	Construction	Airport	\$25,000,000	Q1/27	GMP Amendment Executed/Waiting on permits
Parking Tech Upgrades - PARCS System	Construction	Airport	\$4,000,000	Q4/26	Installation work starts May 2026
COMMERCIAL & INDUSTRIAL		Total	\$14,025,000		
Cargo North Improvements - Roof	Design	Airport	\$1,300,000	Q4/26	Redesigning to Roof Replacement Only Project
2201 Crisp Drive Building Demolition	Design	Airport	\$675,000	Q3/26	Design/Bidding Docs at 90% Complete
ABP B200 Drainage Improv.	Bidding	Airport	\$250,000	Q3/26	Bids to April Commission for Approval
1805 Bond St Roof Replacement	Construction	Airport	\$300,000	Q2/26	Replacement work about 75% complete
Airport Business Park Fire Suppression Improvements	Construction	Airport	\$11,500,000	Q4/26	B200N to complete mid-May 2026
LAND ACQUISITION		Total	\$300,000		
Residential Demolition Package	Bidding	Airport	\$300,000	Q2/26	Bids to April Commission for Approval



External Affairs

April 2026 Commission Report

Coordinated and participated in Congressional delegation meetings in Washington, D.C.

Attended the American Association of Airport Executives (AAAE) and Airports Council International - North America (ACI-NA) Legislative Conference

Reviewed and communicated feedback with delegation staff on H.R. 7613 (the ALERT Act) and S. 2503 (the ROTOR Act)

Monitored the DHS spending bill and partial government shutdown; Assisted TSA

Reviewed President Trump's proposed FY2027 budget

Prepared and submitted a Congressionally Directed Spending request

Monitored activity during the state legislative fiscal session

Participated in the Mead & Hunt Air Service Development Conference; met with six airlines regarding current and prospective air service opportunities

Attended the Allegiant Air Airports Conference; discussed performance, opportunities and cooperative marketing efforts

Working with air service development consultant on a passenger demand analysis and destination analysis and upcoming air service development workshop

Coordinated planning for upcoming economic development announcement



Operations Department
 April 2026 Commission Report

TSA Pre-check Enrollment Activity:

- March Activity:
 - 491 Total
 - 337 Appointments
 - 154 Walk-ins
 - YTD Total in 2026: 917

Airfield Operations (March 2026):

	2026		2025	
	Current Mo.	YTD	Current Mo.	YTD
Itinerant				
Air Carrier	2,437	6,625	2,286	6,491
Air Taxi	906	2,516	1,206	3,303
General Aviation	2,428	6,579	2,444	6,254
Local				
Civilian	1,012	2,446	1,088	4,053
Military	100	335	496	1,666
Total Operations	6,883	18,501	7,520	21,767

Cancellations and Unscheduled Operations:

- Cancelled Flights: 35
- Unscheduled or Diverted Aircraft: 14
 - 3 Charter Operations
 - Total Landing Weight: 1,779,668 Lbs.
 - Total Landing Fees from Unscheduled or Diverted Flights: \$9,752.58

Safety, Health, and Emergency Management:

- Aircraft Incidents and Responses: 2
- Medical Responses: 9 responses with 6 transported via MEMS



ROSE LAW FIRM

AMBER W. BAGLEY AND M. STEPHEN BINGHAM

GENERAL COUNSEL

Commission Counsel Activity Report

April 2026 Commission Meeting

1. Attended Commission and committee meetings;
2. Attended Grant training;
3. Worked with S. Peyton on operational questions;
4. Reviewed agreements for G. Garner;
5. Worked with J. Jones on response to agreement and terms;
6. Addressed multiple procurement matters and agreements for J. Miller, M. Hulett, M. Paiz, and D. Logan; and
7. Addressed correspondence from and to commissioners and staff as requested.

WLJ Report
04.21.2026 Commission Meeting

- Assisted S. Carter and H. Kendrick with responses to FOIA requests.



WRIGHT LINDSEY JENNINGS